



Standard Eurobarometer



European
Commission

EUROBAROMETER 63

PUBLIC OPINION IN THE EUROPEAN UNION

FIRST RESULTS

Fieldwork : May - June 2005

Publication : July 2005

Standard Eurobarometer 63 / Spring 2005 - TNS Opinion & Social

This survey was requested and coordinated by the Directorate General Press and Communication.
http://europa.eu.int/comm/public_opinion/index_en.htm

This document does not represent the point of view of the European Commission.
The interpretations and opinions contained in it are solely those of the authors.

Table of contents

INTRODUCTION	3
1. The climate of opinion.....	5
1.1. Personal satisfaction.....	5
1.2. Future expectations.....	6
1.3. The main concerns of European citizens	8
2. Being a member of the European Union today	10
2.1. European Union membership: a good thing?	10
2.2. The benefits of membership	12
2.3. The European Union's image.....	14
2.4. Information in the European Union	17
3. Confidence in European institutions.....	19
3.1. The European Commission	19
3.2. The European Parliament	20
4. Support for a European constitution	23
5. Support for future enlargement	26
6. Common foreign and security policy	30
6.1. Support for a common security and defence policy.....	30
6.2. Support for a common foreign policy	33
7. Development towards European political union	35
8. Democracy in Europe	37
8.1. The feeling among citizens that their voice counts	37
8.2. Satisfaction with democracy	38
8.2.1. The way democracy works at national level	38
8.2.2. The way democracy works in the European Union	40

9.	Support for European monetary union	42
10.	The allocation of the European Union's budget	44
11.	The European Union's priorities	46
CONCLUSION		49
ANNEXES		50

INTRODUCTION

2004 was an exceptional year for Europe with the historic enlargement to include ten new Member States and the signature in Rome of the Treaty establishing a Constitution for the Union. That momentum continued into the first half of 2005, marked by the beginning of the ratification process for the European Constitution.

This Standard Eurobarometer was carried out between 9 May and 14 June 2005 in a European context that was both eventful and tense. Although the results of the various ratification processes, either through parliament or via a referendum, have varied from one country to another, this Eurobarometer, in line with the post French and Dutch referenda studies¹, shows that European citizens are today more critical in their analysis of the European Union, without however calling into question either their membership of the European Union or European construction itself. Nevertheless, certain indicators reveal significant changes since the last Eurobarometer survey (autumn 2004) and highlight just how necessary it is to bring European citizens and the European institutions closer together.

This Standard Eurobarometer covers 30 countries or territories: the 25 Member States, the two accession countries (Bulgaria and Rumania), the two candidate countries (Croatia and Turkey) and the Territory of Northern Cyprus. It was commissioned by the Directorate-General Press and Communication and was carried out by TNS Opinion & Social, a consortium formed by TNS and EOS Gallup Europe. The methodology used is that of the Standard Eurobarometer surveys of the Directorate-General Press and Communication ("Opinion Polls, Press Reviews, Europe Direct" Unit). A technical note concerning the interviews carried out, by the institutes of the TNS Opinion & Social network, is annexed to this report. That note specifies the interview method used, as well as the intervals of confidence².

This report presents the main lessons learnt from this Eurobarometer survey and addresses more precisely the following questions:

- ◆ The climate of opinion: current satisfaction, the expectations and concerns of European Union citizens;
- ◆ How European citizens view membership of the European Union;
- ◆ The European Union's image;
- ◆ Confidence expressed in the Commission and the European Parliament;
- ◆ Support for a European Constitution;
- ◆ Support for future enlargement;
- ◆ Evaluation of the common foreign and security policy;
- ◆ Evaluation of European democracy;
- ◆ Support for the euro;
- ◆ The European Union's budget.

1 EB Flash, "Post referendum survey in France and in The Netherlands":
http://europa.eu.int/comm/public_opinion/flash/fl171_fr.pdf
http://europa.eu.int/comm/public_opinion/flash/fl172_en.pdf

² All the tables are in the annex.

The averages obtained at the level of the European Union, include the results obtained in the 25 Member States. Any significant differences observed between the average obtained for the 15 "old Member States" (EU15), that for the "new Member States" (NEM) and that for the 25 countries that form the current European Union (EU25), are indicated directly on the relevant chart. The averages obtained for previous years represent the results obtained for all the European Union Member States at that time.

*We wish to thank all the European Union citizens who have participated in the Eurobarometer survey over the years.
Without them, this report would not have been possible.*

*The Eurobarometer web site can be consulted at the following address:
http://europa.eu.int/comm/public_opinion/index_en.htm*

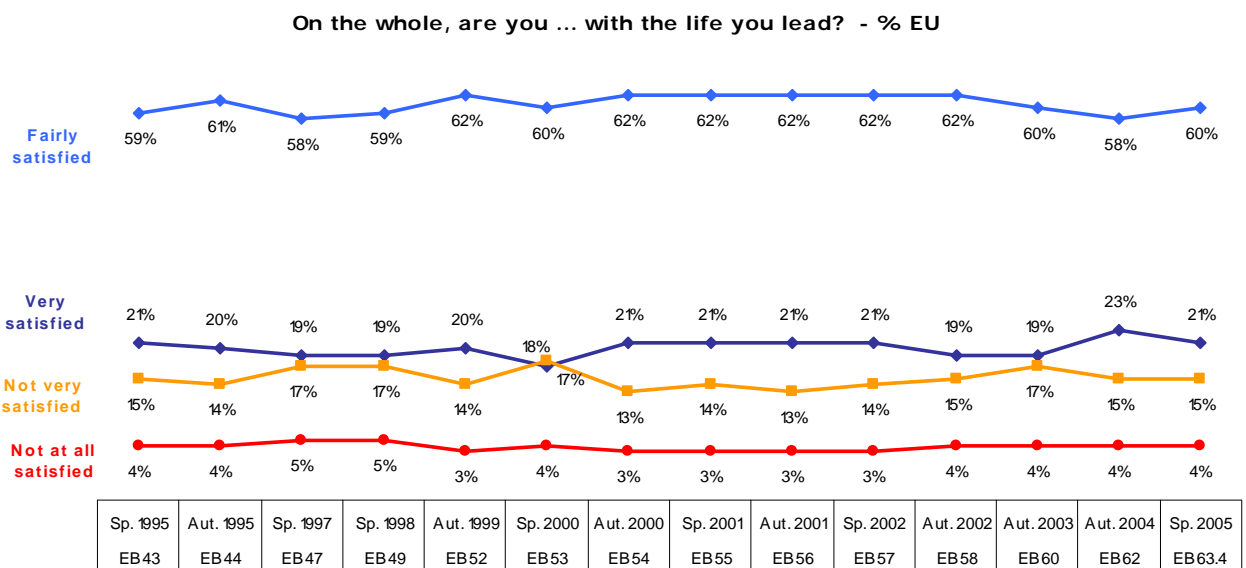
1. The climate of opinion

The aim of this first chapter is to analyse the backdrop to changes in the opinions of European citizens. What is the state of mind of European Union citizens at the beginning of 2005? What are their expectations and main concerns for the coming year?

1.1. Personal satisfaction

- Slight increase in personal satisfaction -

The level of satisfaction of European citizens with the life that they lead has increased by 2 points since last autumn. As was the case at the end of 2004, their state of mind is positive and the vast majority of European Union citizens are satisfied on the whole with the life that they lead (80%)³.



³ **QA3.** On the whole, are you very satisfied, fairly satisfied, not satisfied or not at all satisfied with the life that you lead?

1.2. Future expectations

Although the vast majority of citizens are positive about the current situation, there are significant differences with regard to future expectations, depending on the aspect reviewed.

- Interviewees are relatively optimistic about their personal situation but pessimistic about changes in public areas -

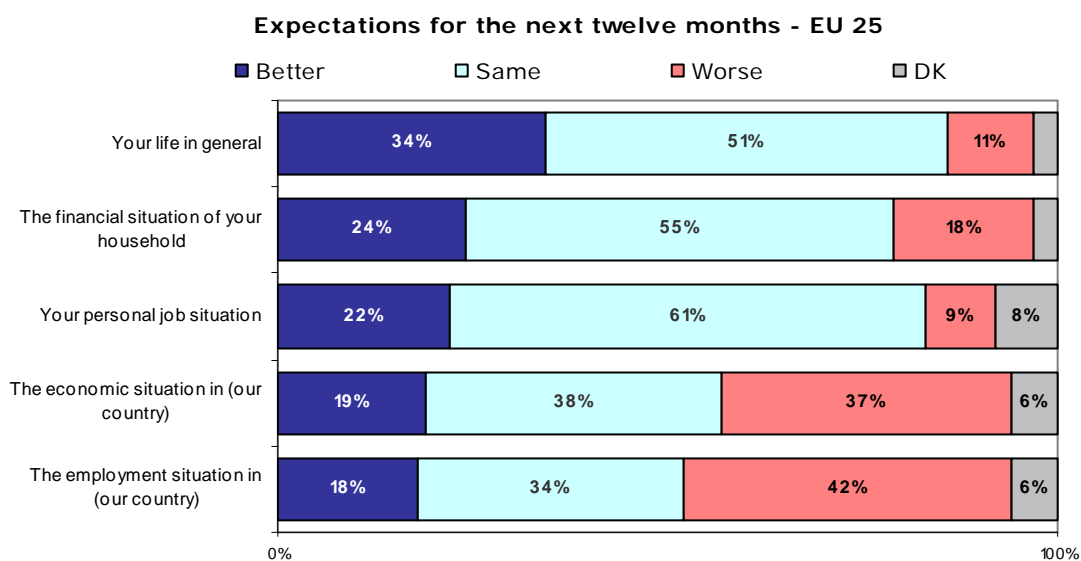
With barely perceptible changes compared with the results obtained in autumn 2004, the most positive expectations concern **life in general**: 34% of respondents believe that it will improve over the next twelve months, while 51% do not expect any changes and 11% believe that it will be worse⁴.

To a lesser extent, almost a quarter of European citizens (24% and 22% respectively) are positive about probable changes in **the financial situation of their household** and **their personal job situation**. We note that the percentage of respondents who expect their financial situation to deteriorate has fallen by 3 points compared with the last survey (from 21% to 18%).

This confidence (or at least the idea of stability) as regards the aspects of the personal life of interviewees, is not reflected in changes in certain national indicators such as employment or their country's economic situation whose future is still perceived negatively. Nevertheless, **pessimism is not as strong** as in the last survey: 42% of respondents believe that **the employment situation** will be worse next year (- 5 points) and 37% are similarly negative about **the national economic situation** (- 6 points).

⁴ **QA4.** What are your expectations for the next twelve months: will the next twelve months be better, worse or the same, when it comes to ... ?

1° your life in general 2° the economic situation in (OUR COUNTRY) 3° the financial situation of your household 4° the employment situation in (OUR COUNTRY) 5° your personal job situation



Pessimism regarding the economic situation and employment seems to be particularly strong in Portugal, Greece and Cyprus, while expectations in Ireland, Estonia and Lithuania are comparatively stronger than in the rest of the Member States.

1.3. The main concerns of European citizens

Although citizens are satisfied with their current life and are relatively optimistic about their future, they are more pessimistic about certain areas of the situation of their country, such as the economic situation and employment. This pessimism is expressed more clearly when respondents are asked to state the two most important issues facing their respective country at the present time.

- Unemployment: still at the heart of concerns -

Unemployment is the preponderant concern: mentioned by 50% of respondents, it is still the main worry among citizens and the level of concern has grown constantly since 2003 (+ 4 compared with last autumn and + 9 points since the beginning of 2003)⁵.

As in autumn 2004, the unemployment scores are particularly high in the new Member States (63%, + 1 point) compared with the 15 old Member States (48%). As regards the latter group, the perception is even more negative within the Euro zone (55%).

The economic situation remains a cause for concern for just over a quarter of the population (27%); the evolution of this result is very stable.

Finally, insecurity comes in third place with a score of 23%, confirming the apparent declining importance of insecurity as a concern among citizens (- 1 point compared with October 2004 and - 4 in total compared with the beginning of 2003).

Health systems, price increases, immigration and pensions are the second group of areas of concern with scores ranging between 17% and 11% respectively.

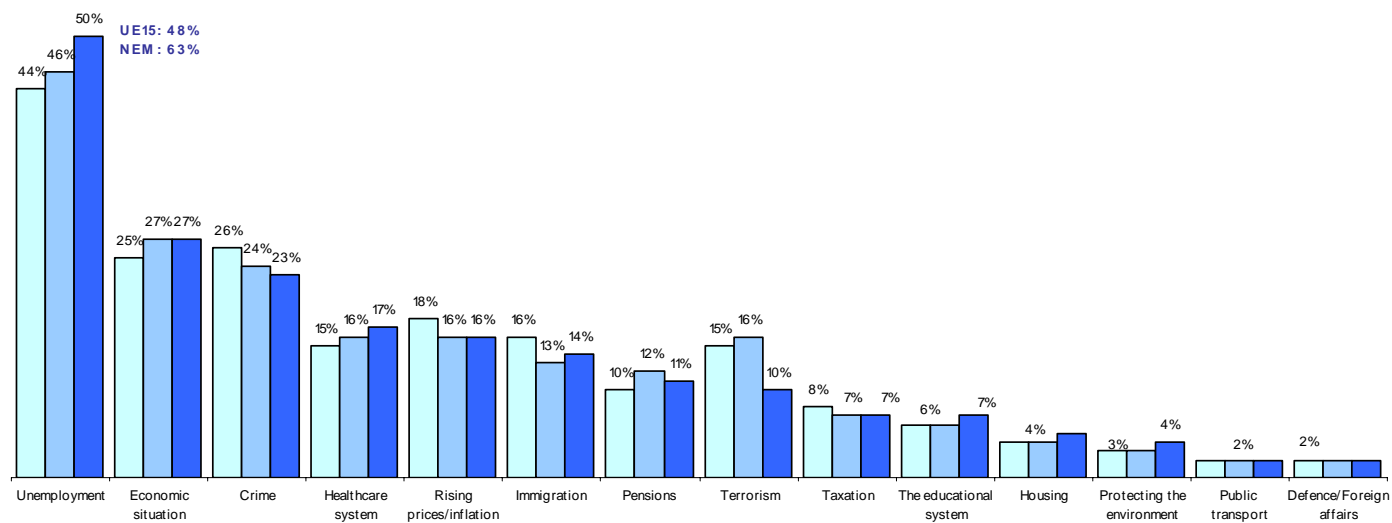
⁵ **QA26.** What do you think are the two most important issues facing (OUR COUNTRY) at the moment?

The two most important issues facing (OUR COUNTRY) at the moment - % EU

EB61 Sp. 2004

EB62 Aut. 2004

EB63.4 Sp.2005

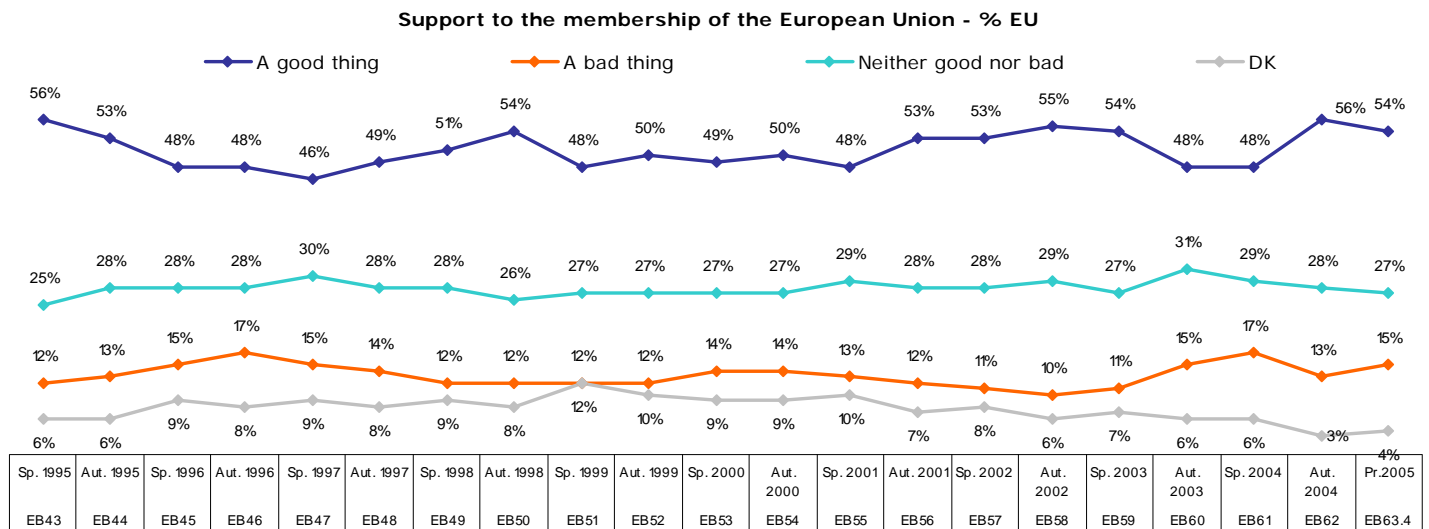


2. Being a member of the European Union today

2.1. European Union membership: a good thing?

- The majority of European citizens have a positive view of European Union membership -

The feeling of belonging to the European Union has reached, once again, positive levels, with more than half of the people interviewed (54%) declaring that European Union membership is a good thing for their country⁶. Although this level is two points lower than that recorded last October, it is still among the most positive recorded over the last 10 years.



⁶ Q8. Generally speaking, do you think that (OUR COUNTRY)'s membership of the European Union is ... ? – a good thing – a bad thing – neither good nor bad

Logically, European differences are reflected in the details of the answers:

- ◆ On the one hand, it is mainly **the old Member States** which consider that their membership of the European Union is a good thing and more precisely **the Euro zone members** (55% and 58% respectively). At national level, 80% of respondents in Luxembourg and more than 70% of respondents in The Netherlands (77%) and Ireland (75%) support membership, while in Belgium and Spain almost 7 out of 10 citizens share that view (67% and 66% respectively).
- ◆ At the same time, **citizens of the new Member States have more difficulties in assessing their membership** of the European Union and the level of "neutral" answers is still particularly high in those countries, notably in Latvia (43%), the Czech Republic (39%) and Cyprus (40%).

% A good thing	EB 62.0	EB 63.4	Diff. Aut. 2004/ Sp. 2005
----------------	------------	------------	---------------------------------

UE25	56%	54%	-2
------	-----	-----	----

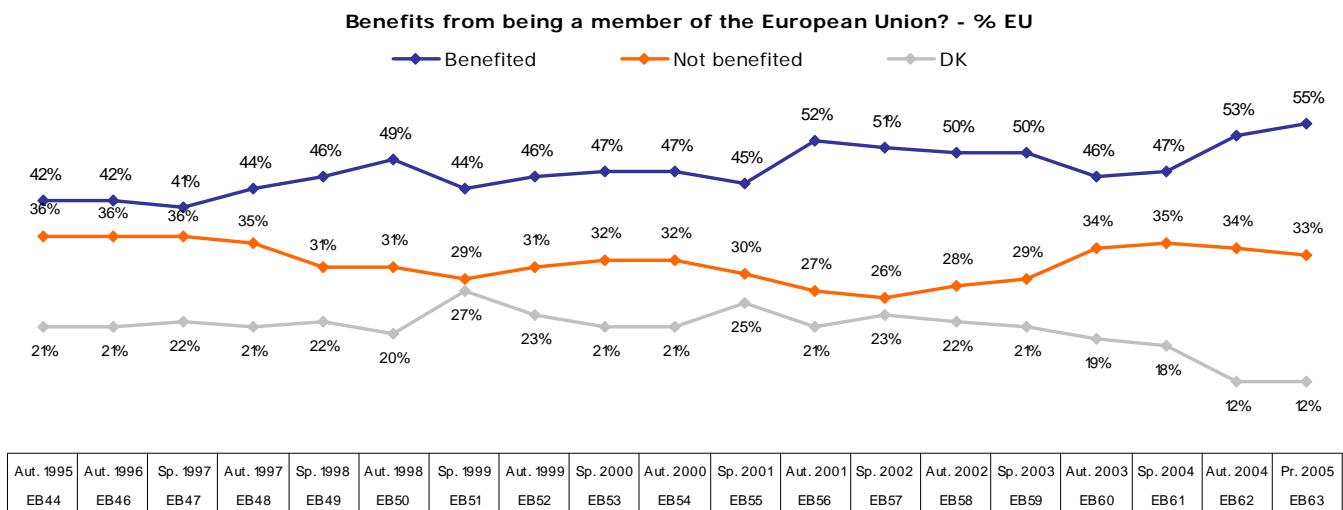
LU	85%	80%	-5
NL	75%	77%	2
IE	77%	75%	-2
BE	73%	67%	-6
ES	72%	66%	-6
PT	59%	61%	2
DK	61%	59%	-2
LT	69%	59%	-10
DE	60%	58%	-2
EL	61%	56%	-5
IT	57%	56%	-1
SK	57%	54%	-3
PL	50%	53%	3
FR	56%	51%	-5
CZ	45%	49%	4
SI	52%	49%	-3
EE	52%	48%	-4
FI	48%	45%	-3
SE	48%	44%	-4
CY	52%	43%	-9
LV	40%	42%	2
HU	49%	42%	-7
MT	45%	40%	-5
AT	46%	37%	-9
UK	38%	36%	-2

This drop in support is not synonymous with opposition to European Union membership, since the proportion of opponents is still small and exceeds 20% only in the countries which have traditionally been more sceptical about European construction, such as Sweden (28%), the United Kingdom (27%) as well as Austria. In the latter country, the proportion of positive opinions about European Union membership has fallen significantly (- 9 points).

2.2. The benefits of membership

- The perceived benefits of European Union membership continue to gain support -

Albeit more moderately than last year, **support for membership of the European Union continues to grow and has increased by 2 points since the last survey**. Today, 55% of European citizens consider that as a whole their country has benefited from European Union membership, compared with 33% (- 1 point compared with the last survey) who take the opposite view. As a result of this increase in support, this indicator now stands at a new record high for the period since 1994⁷.

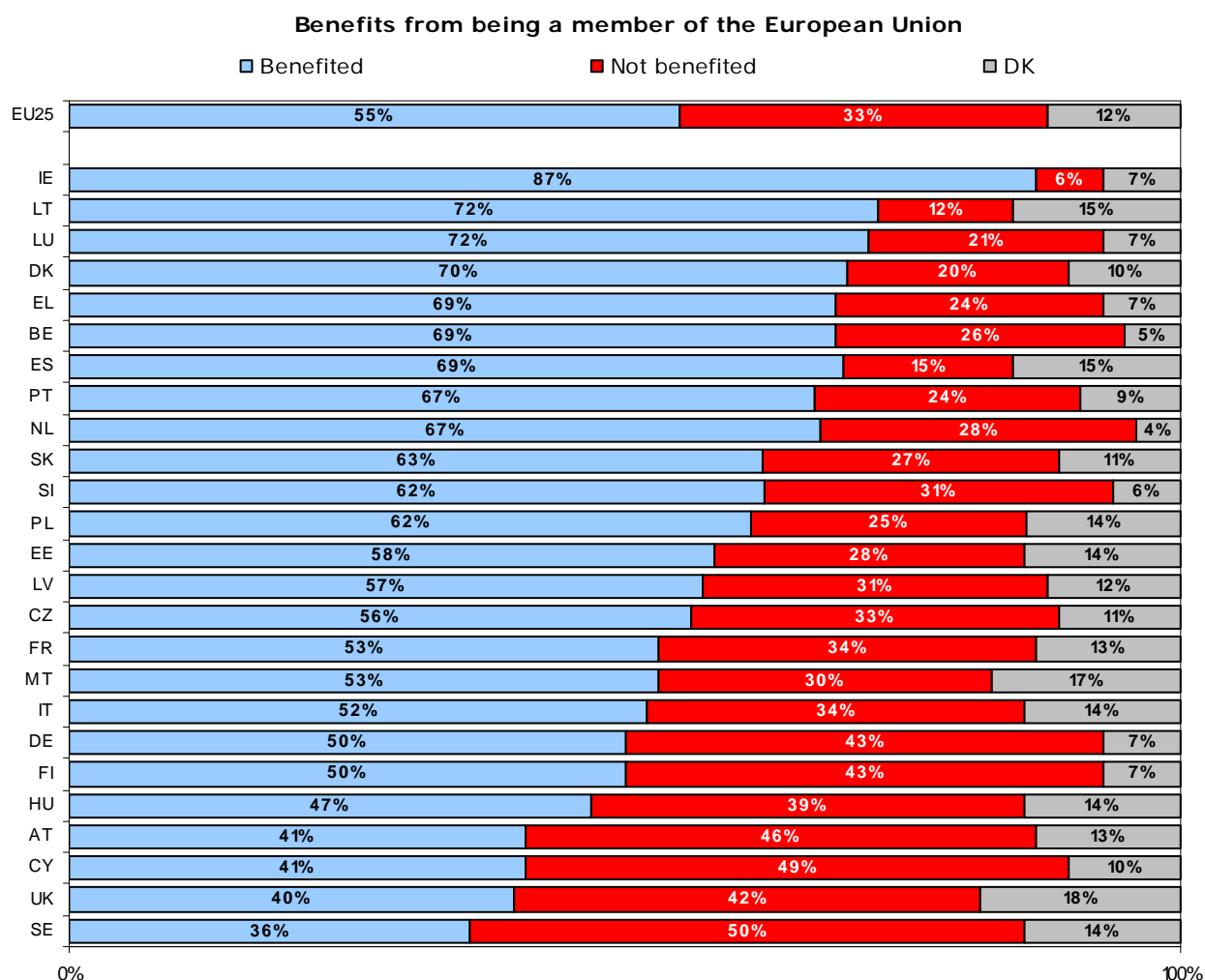


⁷ **QA9.** Taking everything into consideration, would you say that (OUR COUNTRY) has on balance benefited or not from being a member of the European Union?

Once again respondents in Ireland are the first to perceive the benefits of being a member of the European Union (87%). Numerous respondents in Luxembourg (72%), Lithuania (72%) and Denmark (70%) are also very much of that opinion. It is interesting to note that in the two countries which in their recently held referenda voted against the Constitution, **the assessment of European Union membership is clearly positive in France (53%) and above all in The Netherlands (67%).**

As regards the new Member States, one year after joining the European Union, opinions on the benefits of membership after the first year are incontestably positive for almost 6 out of 10 respondents (59%). Citizens in Lithuanians, as well as in Slovakia, Poland and Slovenia are particularly convinced of the benefits. Among the 10 new Member States, the only exception is Cyprus where 49% of citizens declare that their country has not yet benefited from being a member of the European Union. That percentage has however declined by 2 points since last October.

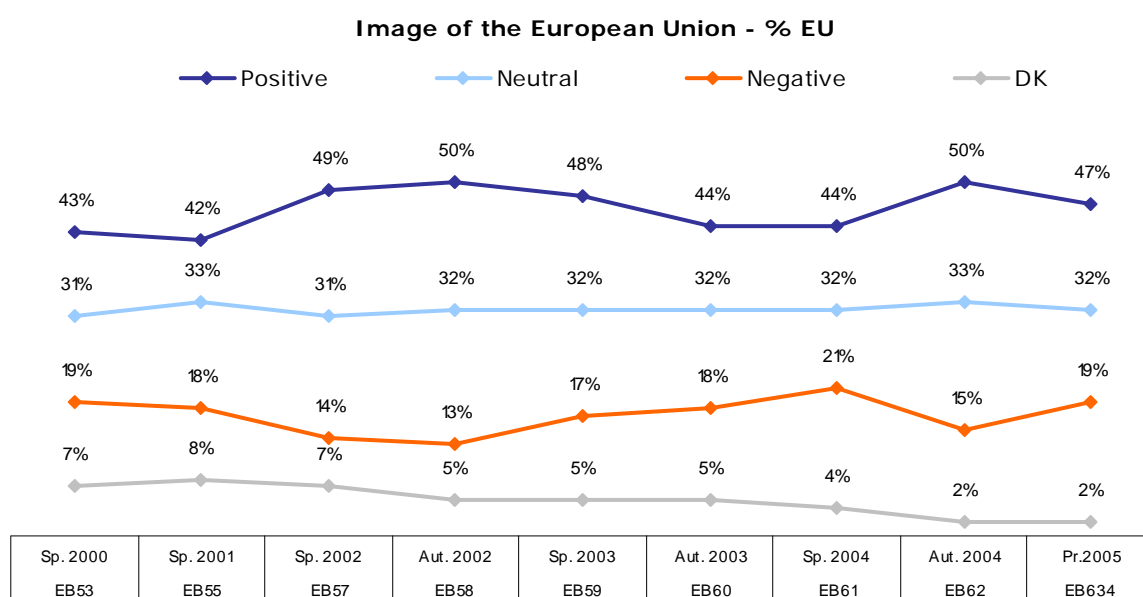
Alongside Cypriots, a majority of citizens in Sweden (50%) and Austria (46%) tend to be critical when assessing the benefits of membership. That is also the case in the United Kingdom (42%), Finland (43%) and Germany (43%).



2.3. The European Union's image

- A relatively less positive image -

Although this latest Standard Eurobarometer shows that for a **relative majority of citizens the European Union's image is positive** (47%), the percentage is slightly down on the previous survey (50%)⁸. This change has been accompanied by a proportional increase in negative opinions with approximately one in five citizens (19%) for whom the European Union's image tends to be negative. The difference between positive and negative opinions remain however very positive, i.e. + 28 points.



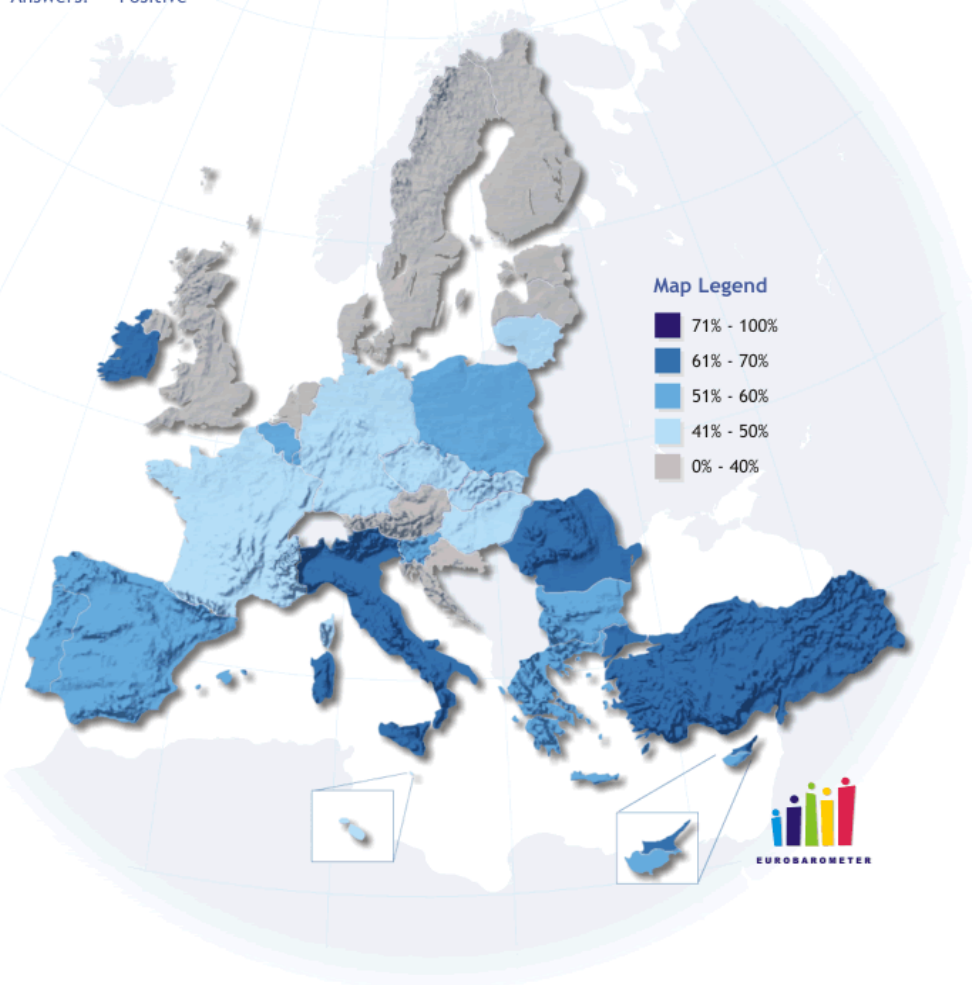
An analysis of the answers at national level to this question is interesting not only as regards the perception of the 25 European Union Member States, but also as regards the 5 other countries or territories included in this Eurobarometer, namely Bulgaria, Croatia, Rumania, the northern part of Cyprus and Turkey.

⁸ **QA10.** In general, does the European Union conjure up for you a very positive, fairly positive, neutral, fairly negative or very negative image?

Country Results	
Ireland	68%
Italy	63%
Luxembourg	58%
Spain	57%
Slovenia	57%
Belgium	56%
Portugal	56%
Cyprus*	56%
Greece	54%
Poland	51%
France	49%
Lithuania	49%
Malta	48%
European Union (25)	47%
Slovakia	46%
Czech Republic	43%
Hungary	43%
Germany	42%
Latvia	40%
The Netherlands	38%
Estonia	38%
Denmark	35%
Sweden	34%
Austria	30%
Finland	30%
United Kingdom	28%
*Northern Part of Cyprus (68%)	
Other Countries	
Romania	66%
Turkey	61%
Bulgaria	60%
Croatia	28%

Question: 10. In general, does the European Union conjure up for you a very positive, fairly positive, neutral, fairly negative or very negative image?

Answers: Positive



The main trends observed last autumn with regard to this indicator are again apparent. For example, **Ireland and Rumania are still the countries which have the most positive perception of the European Union's image** with more than two out of three citizens supporting that view (68% and 66%). In both cases, the results have fallen by 7 and 8 points respectively compared with last autumn.

It is to be noted that the European Union's image scores very well in two non Member States, namely Turkey (61%) and Bulgaria (60%). Among other non Member States, Croatians are divided on this subject and have a more neutral opinion (38%) or indeed are critical (33%) of the European Union. In this regard, it must be borne in mind that negotiations on Croatia's memberships have been slowed down with a view to obtaining closer collaboration from Croatia with the work of the International Criminal Court on the war in the former Yugoslavia.

Regarding the other Member States, approximately six out of ten respondents in Italy (63%), Luxembourg (58%), Spain and Slovenia (57%) also share this positive perception of the European Union, while the Baltic States (Estonia and Latvia) apparently still find it difficult to define the image that the European Union conjures up for them. A relative majority of them have, the European Union's image is "neutral".

Finally, the Swedes, Austrians and British are relatively more critical with approximately a third of citizens considering that the European Union's image is negative.

2.4. Information in the European Union

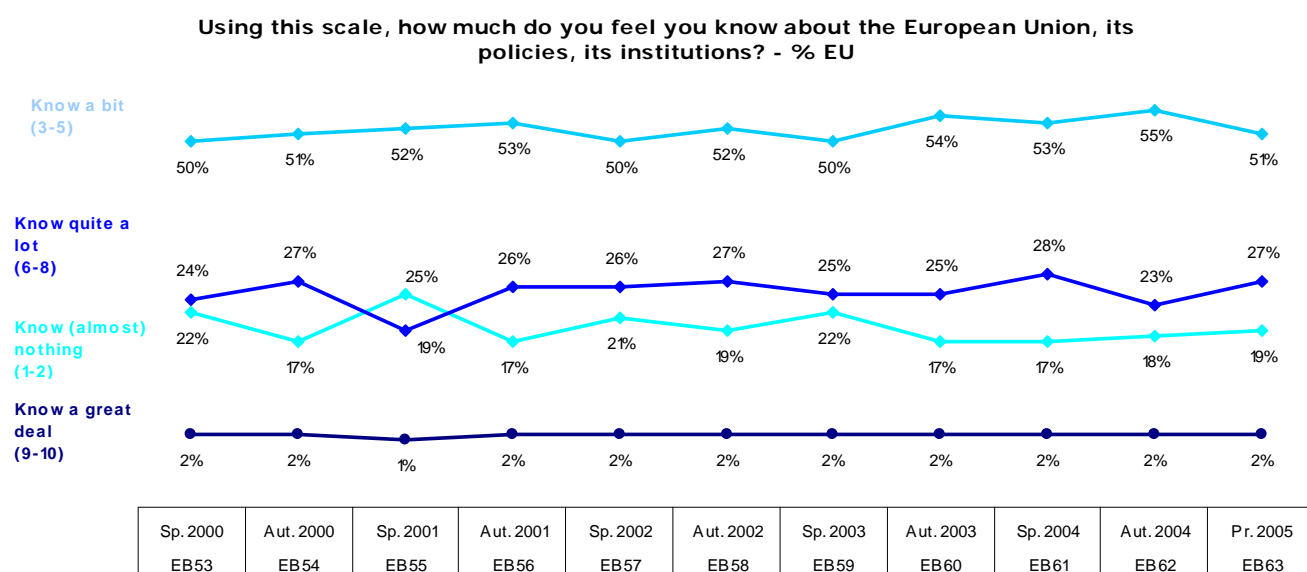
- A feeling of relatively limited knowledge about the European Union -

The Eurobarometer has for many years in its survey asked European Union citizens to assess their own level of knowledge of the European Union, its policies and its institutions. To that end, respondents are asked to rate their knowledge on a scale of 1 (nothing at all) to 10 (a great deal)⁹. To facilitate analysis of the results, the scores have been grouped together.

A majority of respondents (51%) position themselves between levels 3 and 5, considering therefore that they know relatively little about the European Union. It is to be noted, however, this category has fallen by 4 points compared with the last survey. At the same time there has been an increase in the number of people who consider that their level of knowledge is good.

In fact, 27% of respondents rate their knowledge at a level of between 6 and 8, which corresponds to an increase of 4 points compared with the end of 2004. Only 2% consider that they know a great deal about the European Union (scores 9 and 10).

Finally, the percentage of interviewees who consider that they know nothing at all (scores 1 and 2) is relatively stable (19%).

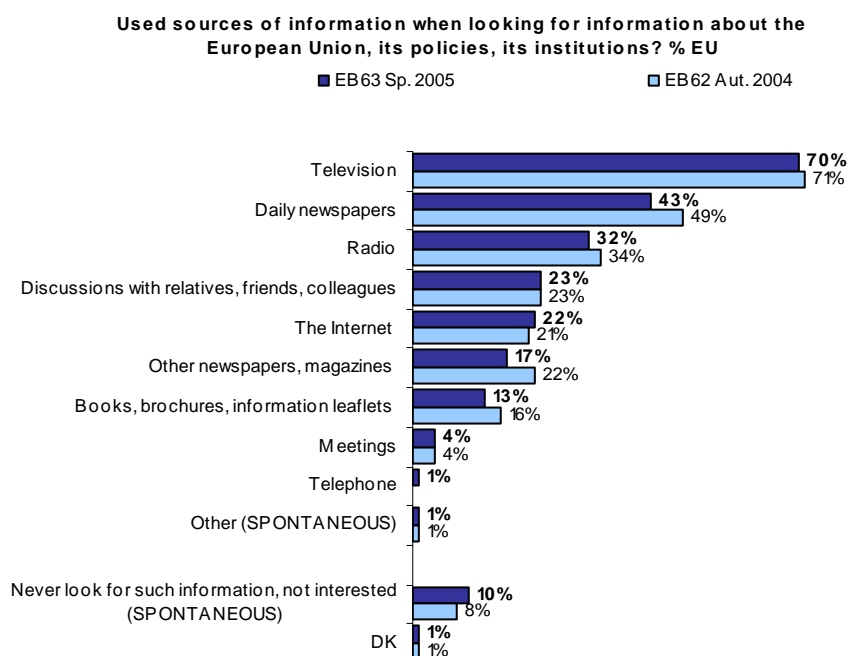


⁹ **QA18.** Using this scale, how much do you feel that you know about the European Union, its policies, its institutions?

- Television: the preponderant source of information -

There is a very broad consensus among the public at large about their preferred source of information about the European Union, even if they have all recorded slightly lower scores since the last survey¹⁰. Seven out of ten respondents use television when they want to obtain information about the European Union (a score of 70%, - 1 point), almost half of people interviewed also consult daily newspapers (43%, - 6 points) and a third listen to the radio (32%, - 2 points).

Discussions come in fourth places (23%), followed by the Internet, which is now ahead of other newspapers or magazines (respectively 22%, + 1 point and 17%, - 5 points) as a source of information on the European Union.



Finally, although 48% of respondents consider that national television talks sufficiently about the European Union, 35% consider that it does not receive enough coverage¹¹. Television is the media for which expectations regarding the coverage of European news are the highest.

	Television	Radio	Press
Too much	10%	5%	9%
Enough	48%	41%	50%
Too little	35%	30%	24%
DK	7%	24%	18%

¹⁰ **QA19.** When you are looking for information on the European Union, its policies and its institutions, which of the following sources do you? Which others?

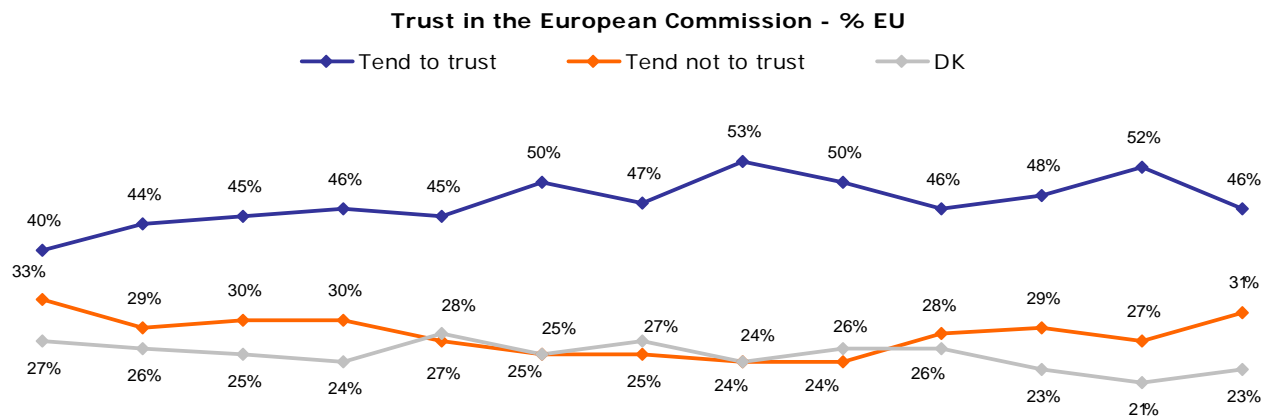
¹¹ **QA20a.** generally speaking, do you think that ... (NATIONALITY) talk too much, about the right amount or too little about the European Union?

3. Confidence in European institutions

3.1. The European Commission

- Confidence in the Commission has fallen -

Confidence in the European Commission¹² fell significantly during the first half of 2005 and now stands at levels observed in autumn 2003 (46%), i.e. a fall of 6 points in comparison to the very positive result obtained in the last Eurobarometer survey. The difference between positive opinions and negative opinions has fallen to 15 points.



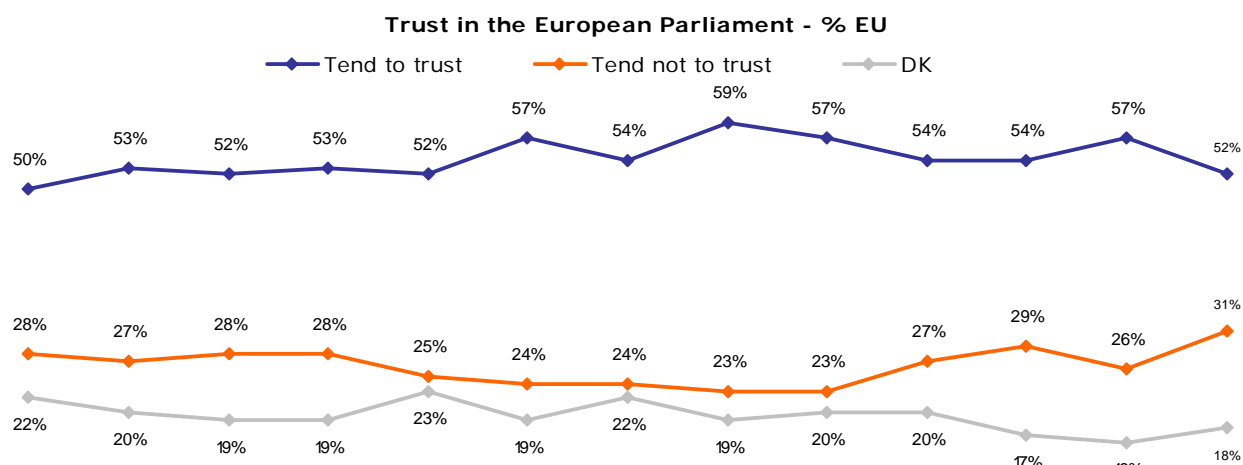
Sp. 1999	Aut. 1999	Sp. 2000	Aut. 2000	Sp. 2001	Aut. 2001	Sp. 2002	Aut. 2002	Sp. 2003	Aut. 2003	Sp. 2004	Aut. 2004	Sp. 2005
EB51	EB52	EB53	EB54	EB55	EB56	EB57	EB58	EB59	EB60	EB61	EB62	EB63.4

¹² **QA23.** And, for each of them, please tell me if you tend to trust it or tend not too trust it? The European Commission

3.2. The European Parliament

- Fewer people also have confidence in the European Parliament -

In the same way as the Commission, the Parliament is also suffering from lower levels of confidence: **although the majority of citizens still have confidence in the Parliament (52%), the percentage has fallen by 5 points compared with the score obtained just after the European elections.** At the same time, one in three interviews tend not to trust it (31%). However, the underlying trend has not changed: European citizens still tend to have more confidence in the Parliament than in the Commission; moreover, the confidence curves of the two institutions trend in the same direction.



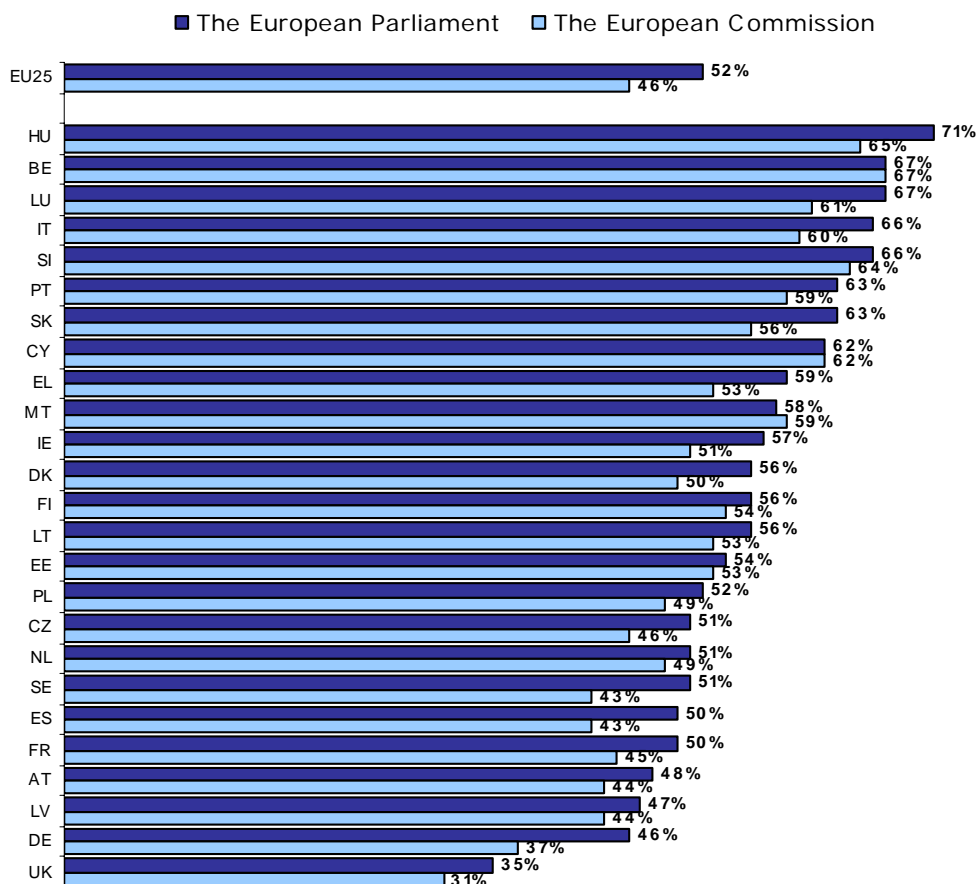
Sp. 1999	Aut. 1999	Sp. 2000	Aut. 2000	Sp. 2001	Aut. 2001	Sp. 2002	Aut. 2002	Sp. 2003	Aut. 2003	Sp. 2004	Aut. 2004	Sp. 2005
EB51	EB52	EB53	EB54	EB55	EB56	EB57	EB58	EB59	EB60	EB61	EB62	EB63.4

Clear differences exist between Member States and significant changes have occurred as regards confidence in the Commission and the Parliament. Strongest confidence in the Commission and Parliament is mainly found in Hungary, Belgium and Luxembourg.

Concerning changes in levels of confidence, a phenomenon seems to have affected certain countries which are traditionally "enthusiastic" about membership of the European Union and its benefits. For example, there has been a particularly sharp fall in the level of confidence in Ireland and Spain, although the result is still positive. As regards the Parliament, the level of confidence in Ireland has fallen by 13 points (down from 70% to 57%), while in the same country confidence in the Commission has fallen by 15 points, from 66% to 51%. In Spain, the results have fallen by 14 and 15 points respectively.

In the United Kingdom, a relative majority of citizens still tend not to trust the European Parliament (42%) and the Commission (38%). Moreover, the level of confidence seems more reserved in The Netherlands and Germany where approximately four out of ten citizens declare that they do not have confidence in these two institutions.

Trust in the European institutions % "Tend to trust"



<i>Tend to trust</i>	Aut.2004	Sp.2005	Difference Aut.2004/ Sp.2005	Aut.2004	Sp.2005	Difference Aut.2004/ Sp.2005
	The European Parliament			The European Commission		
EU25	57%	52%	-5	52%	46%	-6
ES	64%	50%	-14	66%	51%	-15
IE	70%	57%	-13	57%	43%	-14
NL	63%	51%	-12	62%	53%	-9
LT	66%	56%	-10	54%	45%	-9
CZ	60%	51%	-9	61%	53%	-8
FR	59%	50%	-9	57%	49%	-8
DE	55%	46%	-9	39%	31%	-8
EE	62%	54%	-8	44%	37%	-7
AT	56%	48%	-8	67%	61%	-6
SK	70%	63%	-7	61%	56%	-5
EL	66%	59%	-7	58%	53%	-5
FI	63%	56%	-7	51%	46%	-5
LU	71%	67%	-4	49%	44%	-5
DK	60%	56%	-4	58%	54%	-4
SE	55%	51%	-4	47%	43%	-4
UK	39%	35%	-4	53%	50%	-3
BE	70%	67%	-3	61%	59%	-2
CY	64%	62%	-2	51%	49%	-2
PT	64%	63%	-1	68%	67%	-1
SI	66%	66%	0	64%	64%	0
MT	58%	58%	0	60%	60%	0
PL	51%	52%	1	59%	59%	0
LV	45%	47%	2	64%	65%	1
HU	68%	71%	3	59%	62%	3
IT	63%	66%	3	41%	44%	3

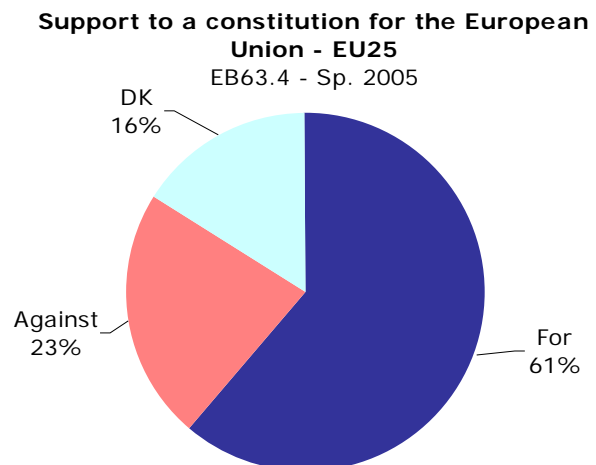
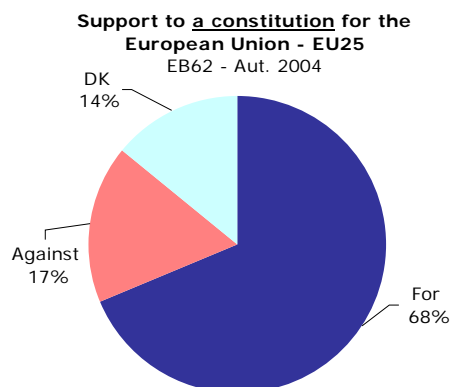
4. Support for a European constitution

- *A large majority of citizens still support the idea of a European Constitution -*

The first half of 2005 has been strongly marked by the ratification process by the Member States of the European Constitution, adopted by the Council on 29 October 2004 in Rome, as well as the debates generated by the text.

The bulk of this Eurobarometer was carried out before the results of the French and Dutch referenda were known. Over and above the arguments and discussions which followed those two public consultations, this Eurobarometer survey shows that the majority of European Union citizens (61%) still support **the idea of a European Constitution**¹³. However, that is 7 points lower than the score recorded last autumn.

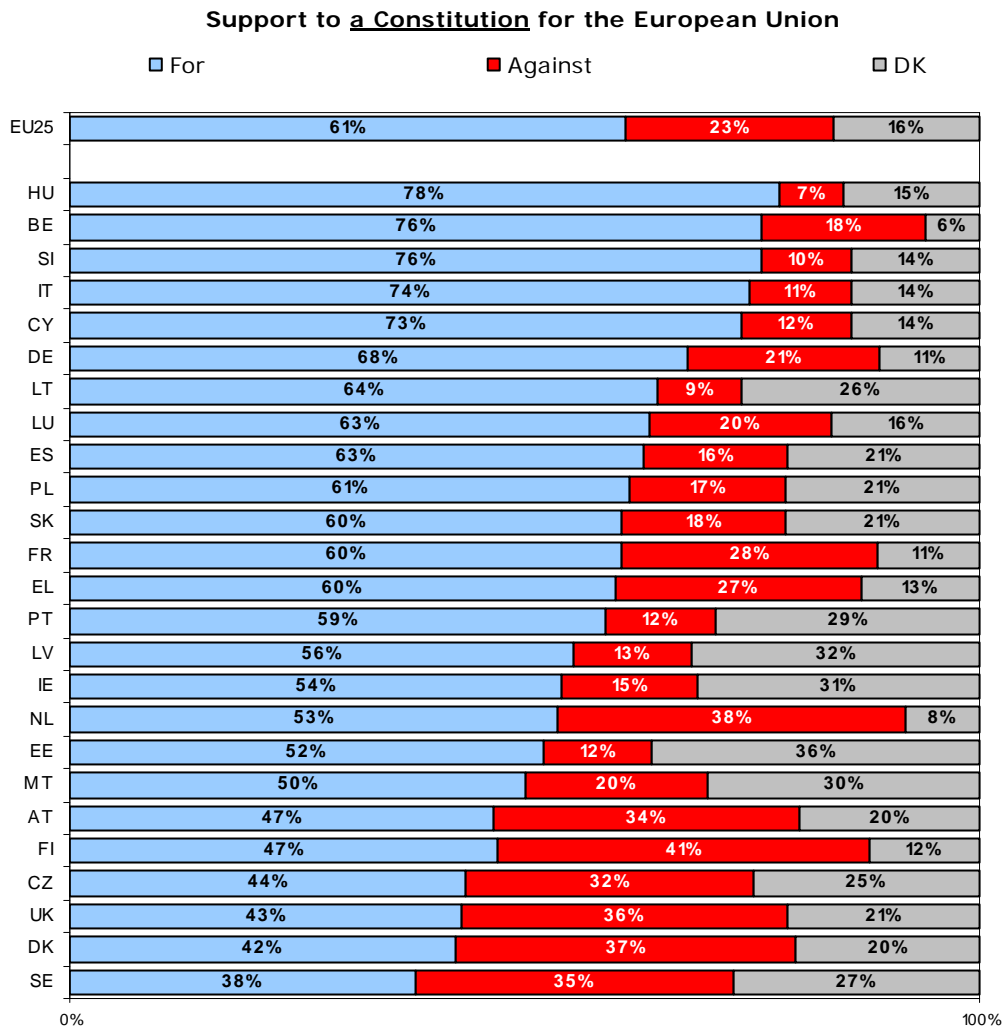
Nevertheless, it is necessary to emphasise that this result must not be seen as an **intention of how respondents would vote in a possible referendum** in the countries which are considering or are planning to organise such a consultation on the Constitutional Treaty. It reflects only **the extent to which respondents agree with the actual concept of a Constitution for the European Union and not an evaluation of the content of the text proposed to the Member States for ratification.**



¹³ QA28.5. What is your opinion on each of the following statements? Please tell me for each statement, whether you are for it or against it.
A constitution for the European Union.

In Hungary, Belgium and Slovenia, almost eight out of ten respondents support the concept of a European Constitution. It is supported by 7 out of 10 people in Italy, Cyprus and Germany. However, citizens seem to be more divided about the idea of a European Constitution in Finland (with 47% for and 41% against), Sweden (38% for and 35% against) and Denmark (42% and 37% respectively). There is also a certain degree of uncertainty in the Baltic States, especially in Estonia (36%) and Latvia (32%).

Citizens in Ireland, Malta and Portugal also find it hard to make up their mind on this subject.



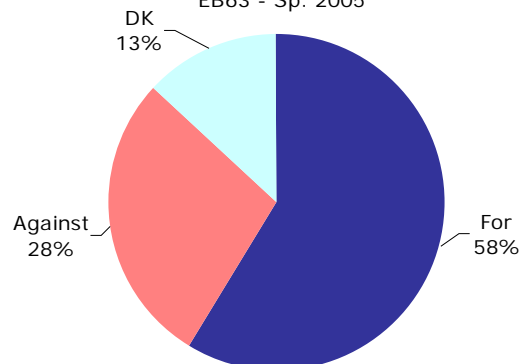
As regards changes, it is noteworthy that the level of support has fallen almost everywhere in the European Union, with particularly pronounced changes in The Netherlands, Austria and the Czech Republic. Support for a European Constitution has increased only in Hungary and Italy compared with autumn 2004.

	For Aut. 2004	For Pr. 2005	Diff. Aut. 2004/ Sp. 2005
EU25	68%	61%	-7
NL	73%	53%	-20
AT	67%	47%	-20
CZ	63%	44%	-19
LU	77%	63%	-14
PL	73%	61%	-12
EE	64%	52%	-12
SE	50%	38%	-12
DE	79%	68%	-11
SK	71%	60%	-11
FI	58%	47%	-11
FR	70%	60%	-10
LT	73%	64%	-9
ES	72%	63%	-9
EL	69%	60%	-9
IE	61%	54%	-7
MT	56%	50%	-6
UK	49%	43%	-6
BE	81%	76%	-5
LV	61%	56%	-5
SI	80%	76%	-4
PT	61%	59%	-2
DK	44%	42%	-2
CY	74%	73%	-1
IT	73%	74%	1
HU	62%	78%	16

The relative crisis concerning this indicator does not however convey any calling into question of the wish to pursue a “more” political European construction¹⁴. As will be seen later in this report, approximately six out of ten Europeans declare that they are in favour of a move towards greater political union within the European Union.

**Support to the development towards
a European political union - EU25**

EB63 - Sp. 2005

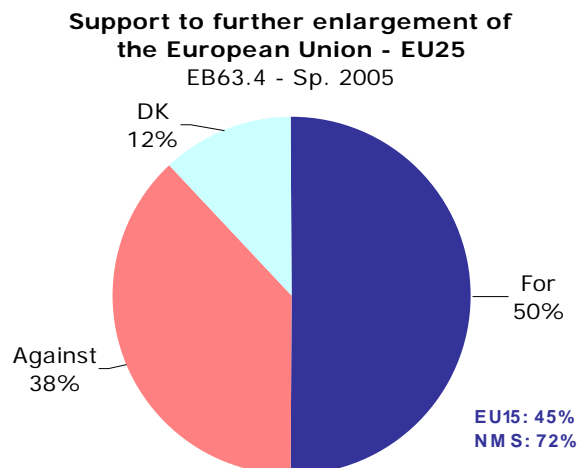
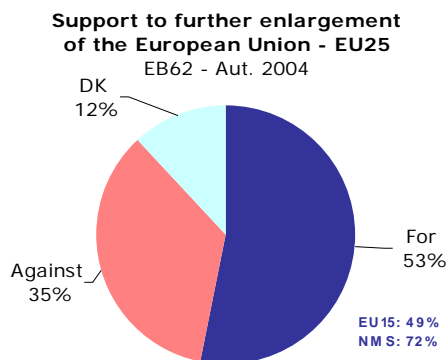


¹⁴ **QA11**. Are you, yourself, for or against the development towards European political union?

5. Support for future enlargement

- One in two citizens are in favour of further enlargement of the European Union -

Half of the respondents in the 25 current Member States are in favour of further enlargement of the European Union in future years (50%)¹⁵. This result has fallen by 3 points since last year; at the same time there has been a proportional increase in the level of opposition to the idea (38%).



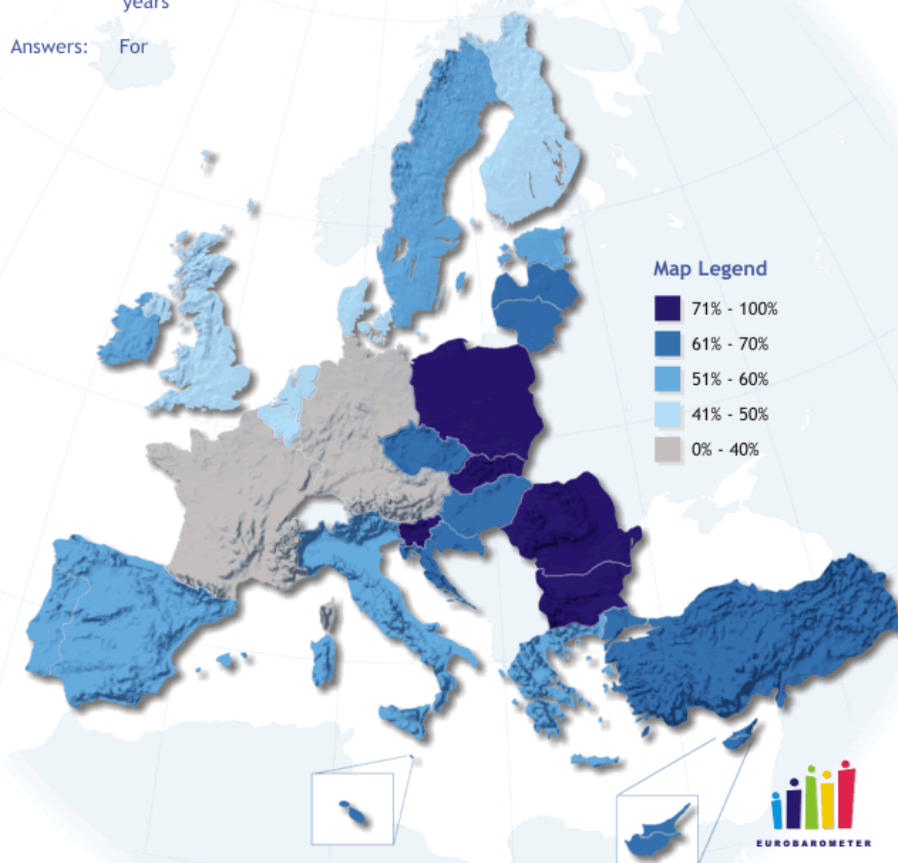
¹⁵ **QA28.4.** What is your opinion on each of the following statements? Please tell me, for each statement, whether you are for it or against it.
Further enlargement of the European Union to include other countries in future years.

Country Results		
	Slovenia	79%
	Poland	76%
	Slovakia	73%
	Cyprus*	70%
	Lithuania	69%
	Czech Republic	66%
	Hungary	66%
	Latvia	64%
	Malta	63%
	Greece	60%
	Italy	59%
	Spain	56%
	Portugal	56%
	Estonia	56%
	Ireland	52%
	Sweden	51%
	European Union (25)	50%
	Belgium	50%
	Denmark	48%
	United Kingdom	48%
	The Netherlands	45%
	Finland	45%
	Germany	33%
	Luxembourg	33%
	France	32%
	Austria	31%
*Northern Part of Cyprus (64%)		
Other Countries		
	Bulgaria	71%
	Romania	71%
	Croatia	67%
	Turkey	66%

Question: 28.4. What is your opinion on each of the following statements? Please tell me for each statement, whether you are for it or against it.

Option: Further enlargement of the European Union to include other countries in future years

Answers: For



Support for further enlargement of the European Union is the strongest in the ten new Member States. The size of the difference between the results obtained in the 15 old Member States and the 10 new Member States (27 points) highlights the diversity of opinions as regards the geographical development of the European Union.

For example, support is particularly strong in Slovenia (79%), Poland (76%) and Slovakia (73%), compared with the reservations about and even opposition to further enlargement noted in Germany (60%), Luxembourg (60%) and Austria (58%).

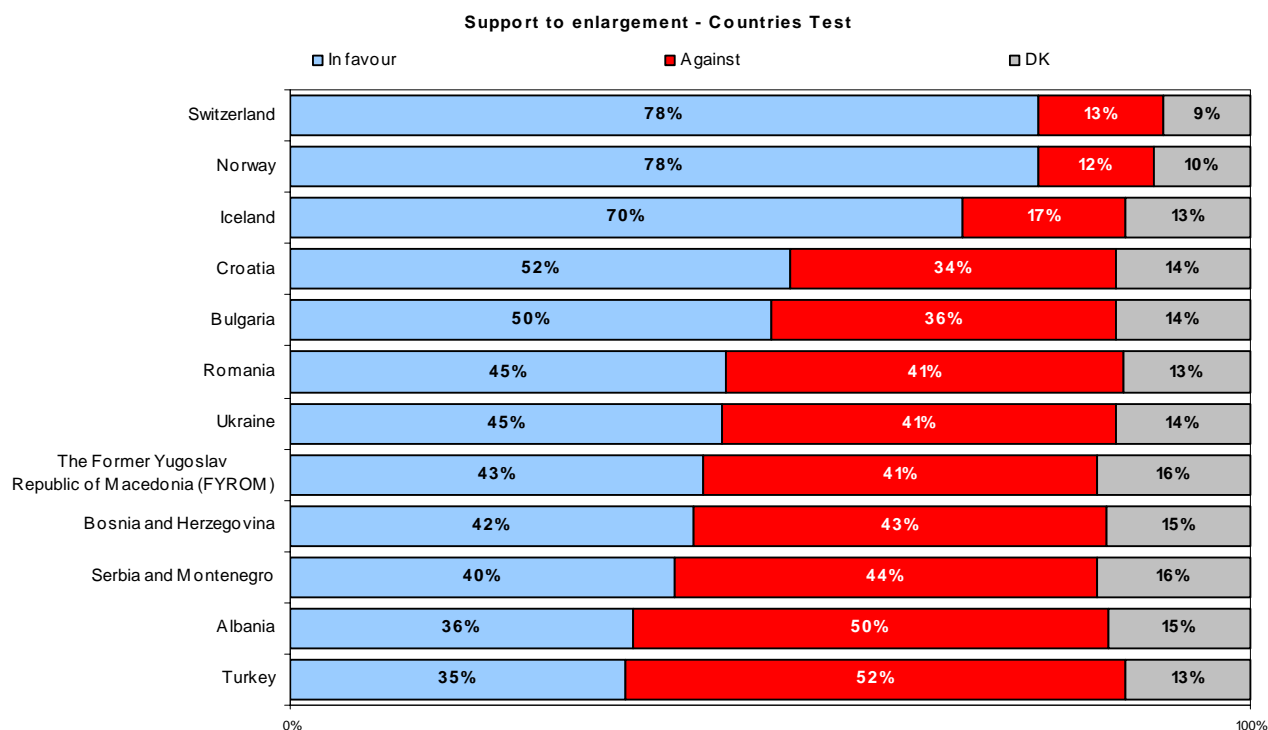
As regards changes in the group of countries most critical of the idea of further enlargement, opposition has grown notably in France (+ 7 points) and Luxembourg (+ 6 points), while in Austria the score is four points lower than in the previous survey.

In the countries next in line for accession, Rumania and Bulgaria, seven out of ten persons interviewed support further enlargement. The rate of support is similar in Croatia and Turkey.

A detailed country analysis reveals that there is far stronger support for the accession of current EFTA member countries, that is to say Iceland and in particular Norway and Switzerland¹⁶.

One in two citizens are in favour of Croatia and Bulgaria joining the European Union. Opinions, however, seem to be divided as regards the second accession country, Rumania, while a majority of respondents are clearly against Albania and Turkey being granted membership (50% and 52% of interviewees are against membership).

¹⁶ **QB2.** For each of the following countries, would you be in favour or against it becoming part of the European Union in the future?



Once again, it is clear that citizens of the new Member States are more open and positive as regards further enlargement than respondents in the 15 old Member States. The order of preferences is marked by different levels of intensity: thus, after Switzerland and Norway, interviewees in the 10 new Member States support clearly possible membership for Iceland and they are also more positive than their fellow Europeans as regards Turkey (there is a difference of 16 points between the two averages).

For each of the following countries, would you be in favour or against it becoming part of the European Union in the future?	EB63	
	Sp. 2005	
	EU15	NMS10
	In favour	In favour
Switzerland	76%	87%
Norway	77%	85%
Iceland	69%	76%
Croatia	48%	72%
Bulgaria	46%	70%
Romania	43%	58%
Ukraine	41%	66%
The Former Yugoslav Republic of Macedonia (FYROM)	40%	57%
Bosnia and Herzegovina	39%	56%
Serbia and Montenegro	38%	54%
Albania	33%	47%
Turkey	32%	48%

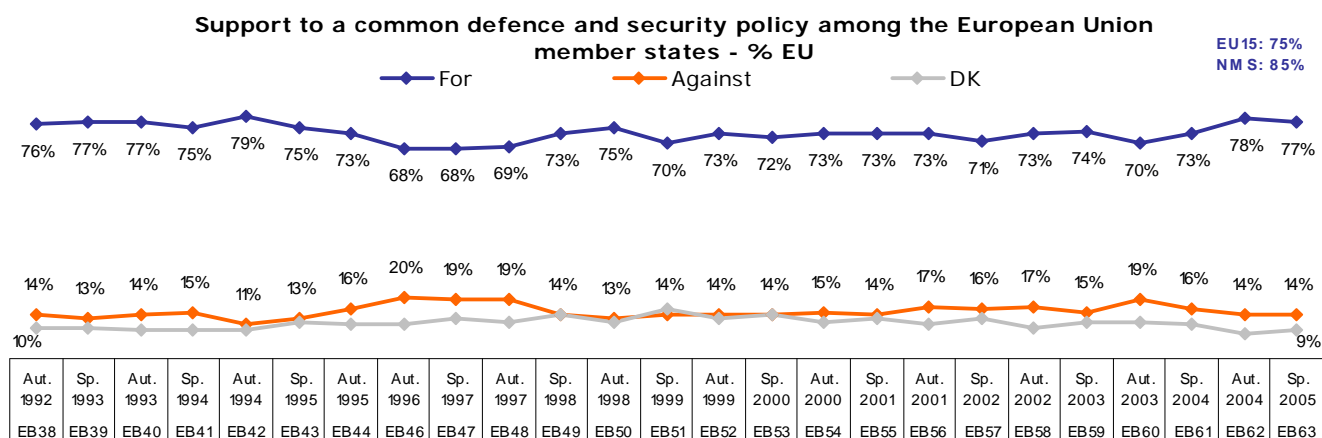
6. Common foreign and security policy

6.1. Support for a common security and defence policy

- Still very strong expectations -

European public opinion is still very receptive to issues relating to the European security and defence policy (ESDP). Within the enlarged European Union, support for a common security and defence policy remains high (77% compared with 78% last autumn)¹⁷. The stability of this result is no doubt influenced by the situation in Iraq and questions relating to nuclear weapons developed or supposedly possessed by certain countries.

The intensity of this support is even stronger in the 10 new Member States: there is a difference of 10 points between the average obtained in the 15 old Member States in comparison to that in the 10 new Member States (75% versus 85% respectively).

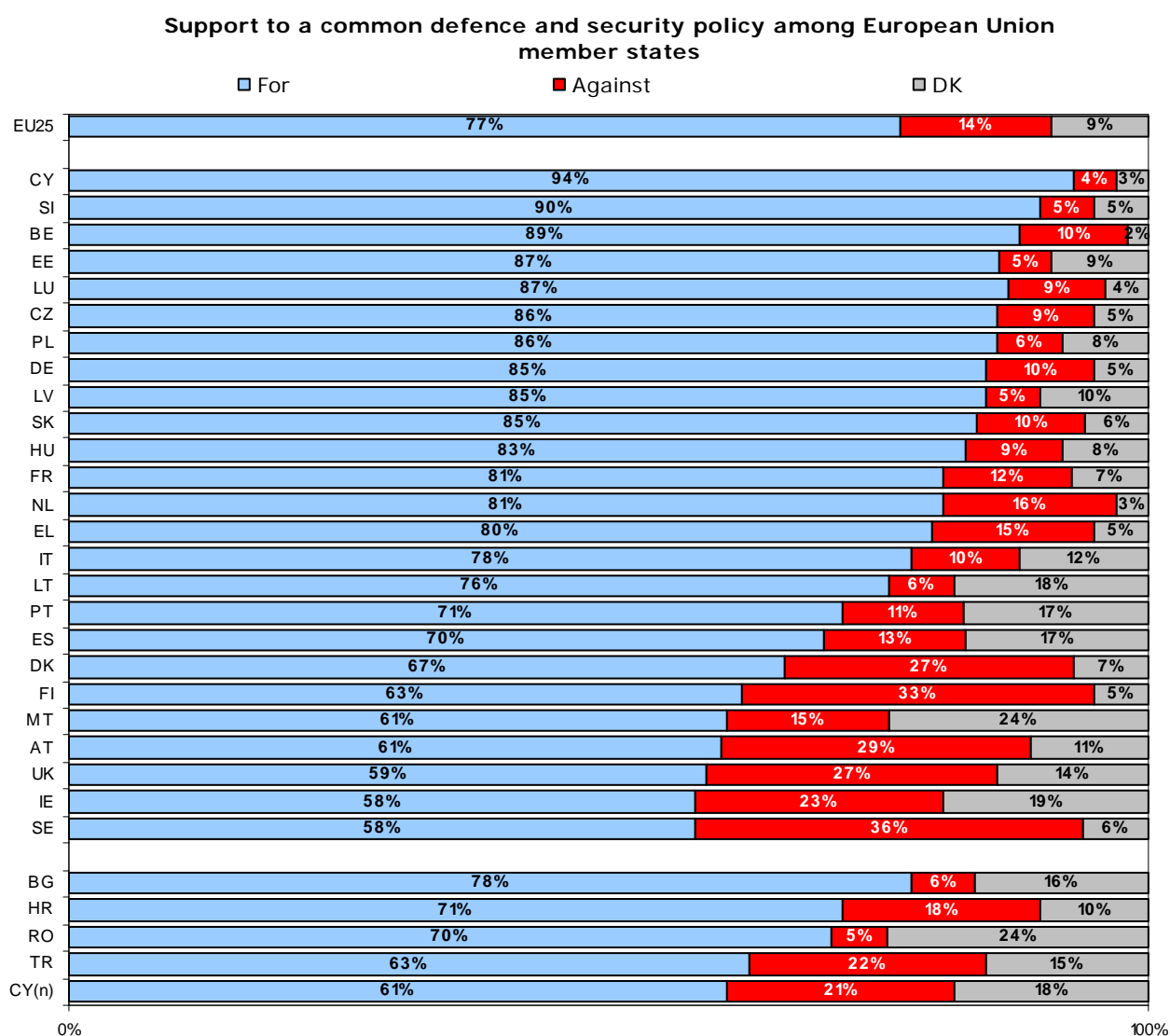


¹⁷ **QA28.3.** What is your opinion on each of the following statements? Please tell me for each statement, whether you are for it or against it.

One common security and defence policy among the Member States of the European Union, towards other countries

Although citizens in Cyprus (+ 11 points since the last survey), Belgium and Slovenia seem to be the most committed supporters of a common security and defence policy (around 90% in favour of the idea), support is far less clear-cut with stronger opposition in Sweden, Finland and Austria. In the latter three Member States, almost a third of respondents are against the idea. It is to be noted that the three countries in question are not members but simply partners of NATO, which may illustrate a certain reluctance to delegate part of national sovereignty in this area.

Finally, it is to be noted that support for a common security and defence policy continues to be particularly strong in the countries which recently joined NATO (Estonia, Poland and the Czech Republic in particular).

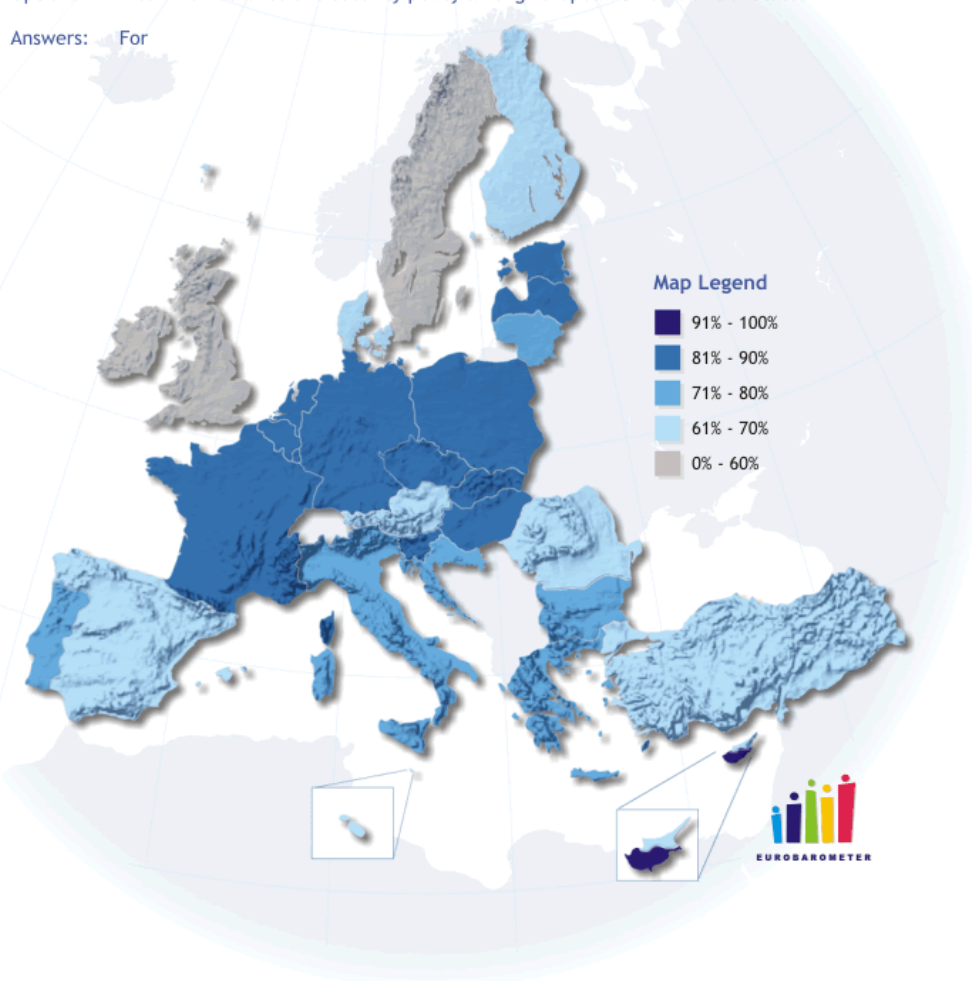


Country Results	
Cyprus*	94%
Slovenia	90%
Belgium	89%
Luxembourg	87%
Estonia	87%
Czech Republic	86%
Poland	86%
Germany	85%
Latvia	85%
Slovakia	85%
Hungary	83%
France	81%
The Netherlands	81%
Greece	80%
Italy	78%
European Union (25)	77%
Lithuania	76%
Portugal	71%
Spain	70%
Denmark	67%
Finland	63%
Austria	61%
Malta	61%
United Kingdom	59%
Ireland	58%
Sweden	58%
*Northern Part of Cyprus (61%)	
Other Countries	
Bulgaria	78%
Croatia	71%
Romania	70%
Turkey	63%

Question: 28.3. What is your opinion on each of the following statements? Please tell me for each statement, whether you are for it or against it.

Option: A common defence and security policy among European Union Member States

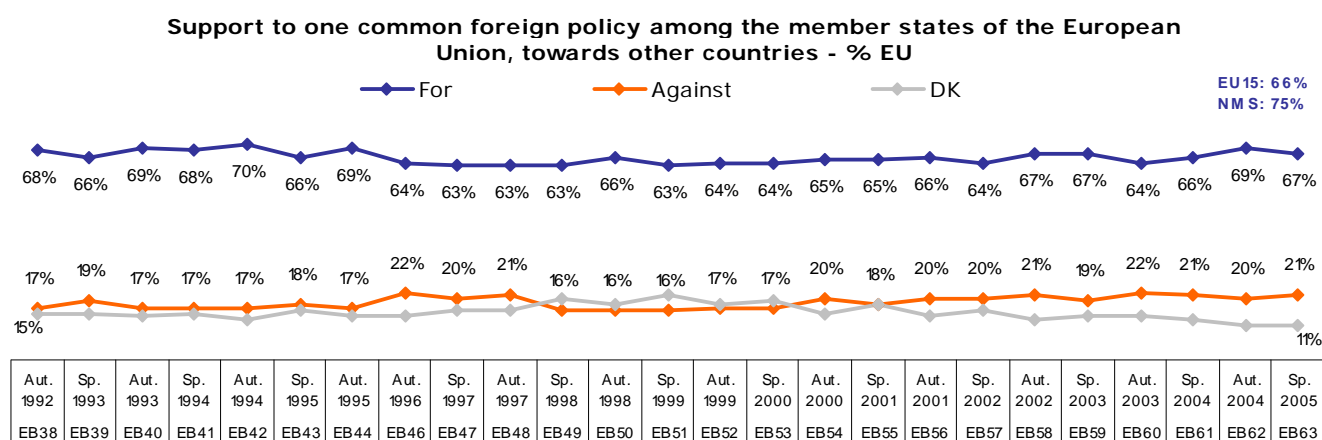
Answers: For



6.2. Support for a common foreign policy

- A slight fall in support for a common foreign policy -

Support for a common foreign policy has fallen slightly, by two points since the last survey¹⁸; 67% of European citizens now support this idea. However, the difference between the level of support recorded for a common defence and security policy and that recorded for a common foreign policy has increased, and now stands at 10 points.



Sweden stands out from the other Member States in that more Swedes are against the idea than are for it (47% and 46% respectively). The United Kingdom is the second country where support for this concept is less than 50%. As regards the other countries, the strength of support tends to be in line with that recorded as regards the common security and defence policy. The strongest support is in Cyprus, Slovenia and Germany.

¹⁸ **QA28.2.** What is your opinion on each of the following statements? Please tell me for each statement, whether you are for it or against it.

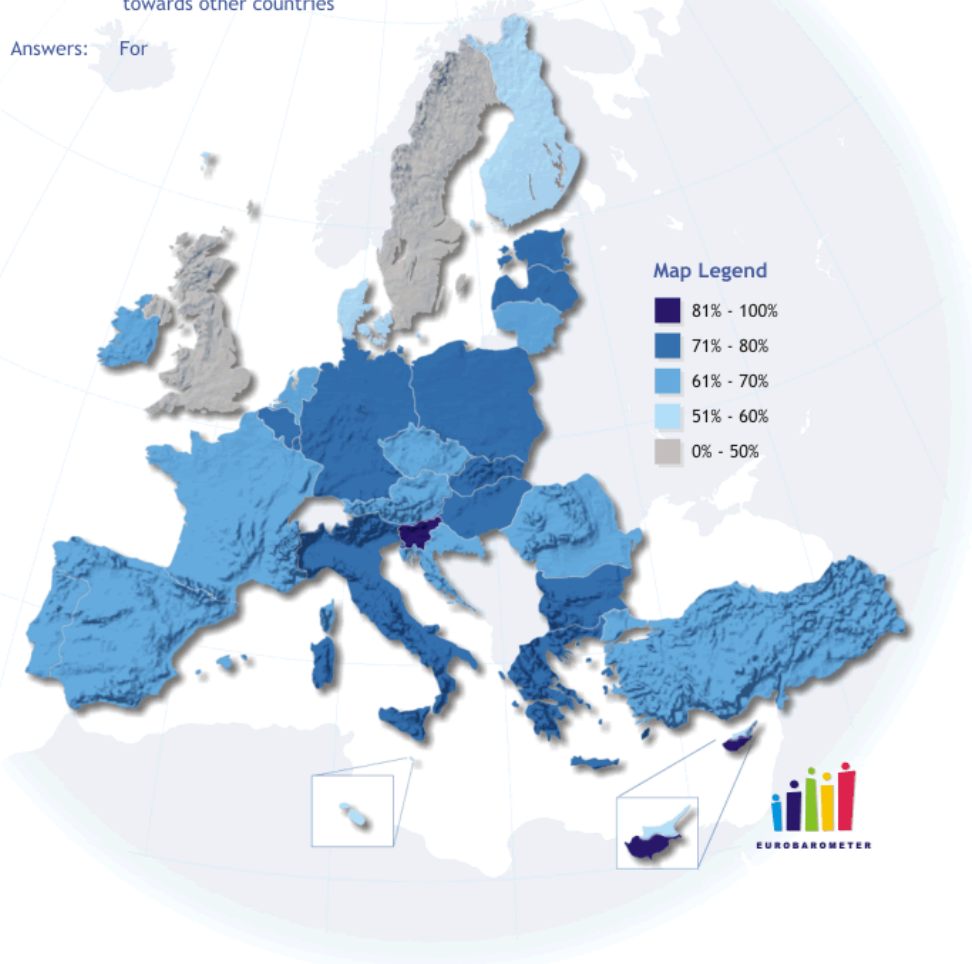
One common foreign policy among the Member States of the European Union, towards other countries

Country Results	
Cyprus*	88%
Slovenia	84%
Germany	78%
Poland	78%
Greece	76%
Belgium	75%
Italy	74%
Luxembourg	73%
Hungary	73%
Latvia	73%
Slovakia	72%
Estonia	71%
Spain	69%
Lithuania	68%
European Union (25)	67%
The Netherlands	66%
France	65%
Czech Republic	65%
Austria	62%
Portugal	62%
Ireland	61%
Finland	58%
Denmark	55%
Malta	51%
Sweden	46%
United Kingdom	44%
*Northern Part of Cyprus (58%)	
Other Countries	
Bulgaria	71%
Romania	68%
Turkey	63%
Croatia	62%

Question: 28.2. What is your opinion on each of the following statements? Please tell me for each statement, whether you are for it or against it.

Option: One common foreign policy among the Member States of the European Union, towards other countries

Answers: For

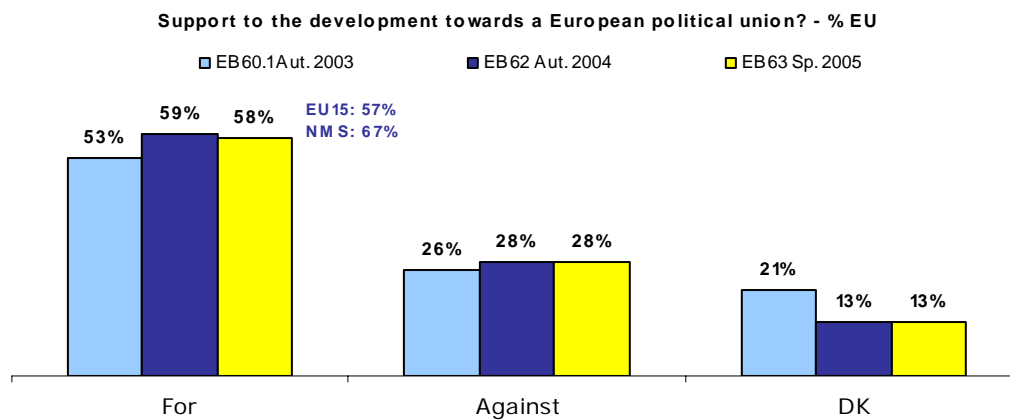


7. Development towards European political union

- Almost six out of ten respondents are still in favour of moving towards more European political union -

In line with the results recorded last autumn, the idea of European political union is supported by almost 60% of respondents¹⁹ (58% to be precise).

It is noteworthy that support is still stronger in the 10 new Member States (67% versus 57% in the 15 old Member States); support is particularly strong in Rumania (77%).

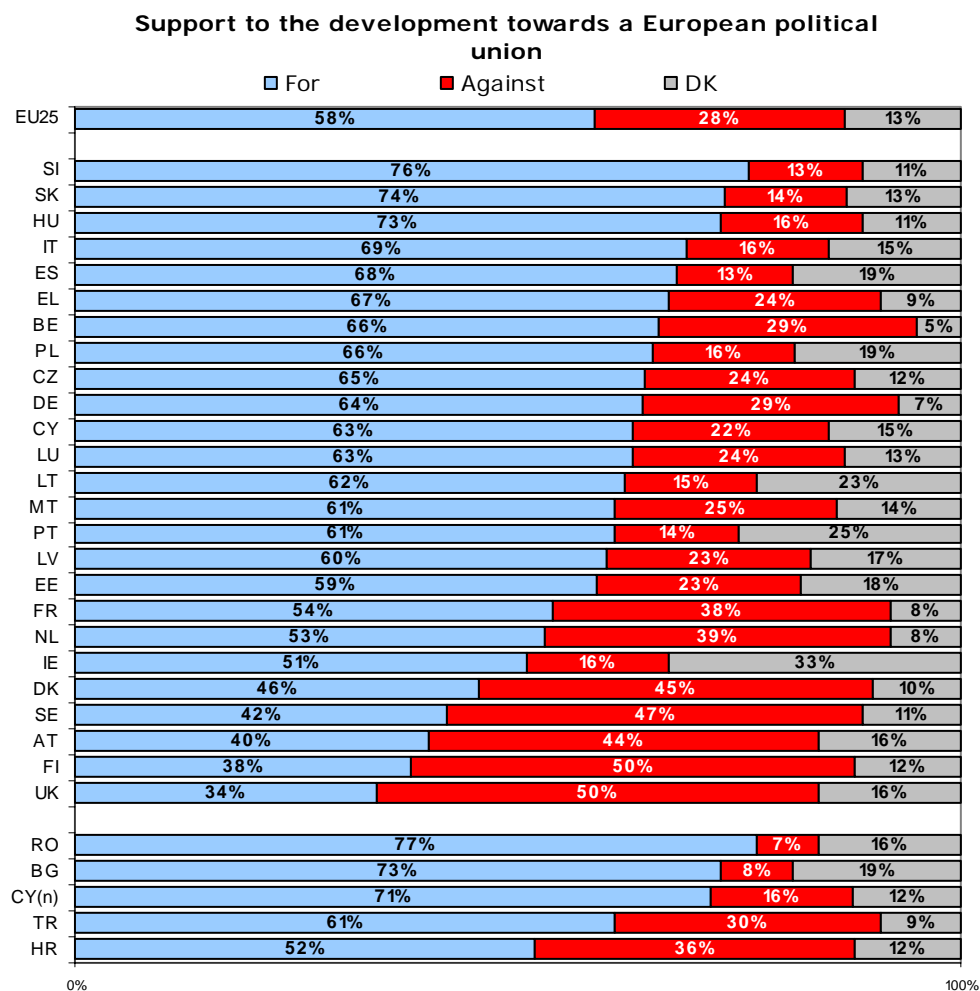


¹⁹ **QA11.** Are you, yourself, for or against the development towards European political union?

In the 10 new Member States, support for European political union is the strongest in Slovenia, Slovakia and Hungary (approximately three quarters of citizens are in favour of it).

In the 15 old Member States, three Mediterranean countries (Italy, Spain and Greece) are the strongest supporters of this concept. Conversely, in Finland, Sweden and the United Kingdom, almost one in two respondents seems to be against the idea of European political union, which is in line with the results obtained in October 2004.

Finally, the highest level of support for European political union is to be found once again in Rumania, where 77% of the population are in favour of European political union. The other candidate countries also have a large majority in favour of this idea.



8. Democracy in Europe

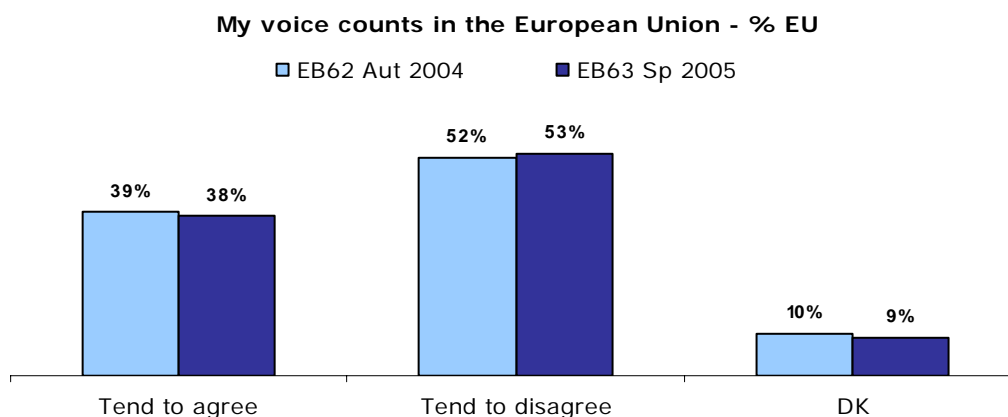
The European Constitution ratification process, which varies according to the Member States, has relaunched the debate on the level of democracy within the European Union. We will address here two aspects of this subject:

- ◆ The feeling that the voice of each citizen counts in Europe.
- ◆ The satisfaction of European citizens with the way democracy works in their country and also in the European Union.

8.1. The feeling among citizens that their voice counts

- A majority of citizens believe that their voice does not count in the European Union -

53% of European citizens consider that their voice does not count in the European Union, while 38% take the opposite view: this result is in line with that recorded last autumn²⁰.



On this aspect, there is no real difference between the old and new Member States, even if the latter tend slightly more to feel that their voice does not count in the European Union.

It is to be noted that the size of the respondent's country is not a distinguishing criterion: for example 55% of Germans and 58% of Poles consider that their voice does not count in the European Union, while 58% of the French and of Cypriots take the opposite view.

The belief that their voice is not heard in the European Union is the strongest among citizens in the Czech Republic, Estonia, Slovakia and the United Kingdom.

²⁰ **QA14.4.** Please tell me for each statement, whether you tend to agree or tend to disagree? My voice counts in the European Union

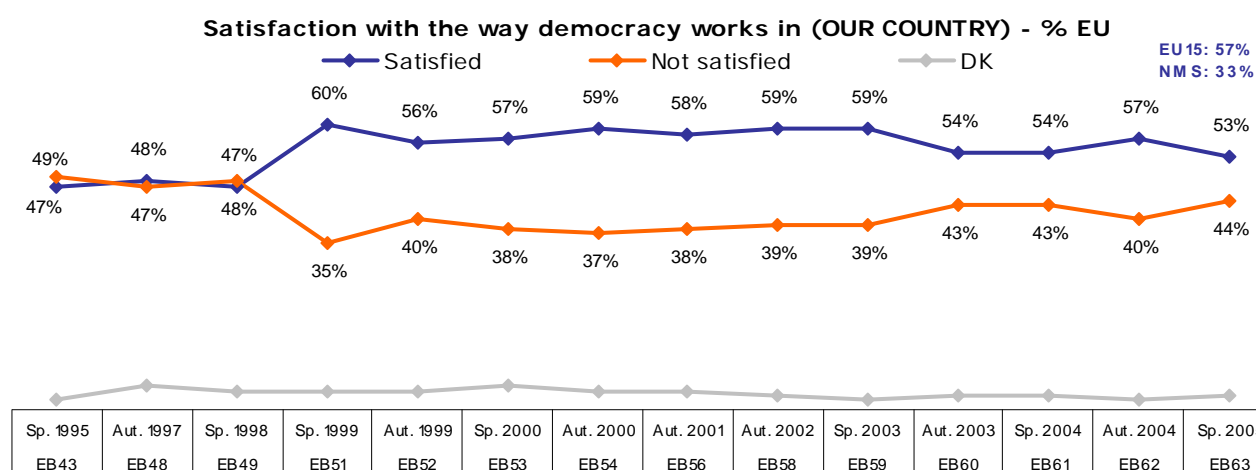
8.2. Satisfaction with democracy

8.2.1. The way democracy works at national level

- A majority of citizens are still satisfied with the way democracy works in their country -

53% of respondents state that they are satisfied with the way democracy works in their country, i.e. four points less than last autumn²¹. Although this result is close to that recorded a year ago, it is noteworthy that the level of satisfaction on this point is now the lowest recorded over the last six years. This is notably due to the integration of the results obtained in the ten new Member States.

The results obtained on this aspect in the old 15 members States and those in the 10 new Member States differ strongly, reflecting a real crisis of political representation in certain Eastern European Union countries. The level of satisfaction is 57% in the 15 old Member States compared with only 33% in the 10 new Member States.



²¹ **QA34a.** On the whole, are you very satisfied, fairly satisfied, not very satisfied or not at all satisfied with the way democracy works in (OUR COUNTRY)?

In the European Union, levels of dissatisfaction are particularly high in Slovakia (72% versus 44% on average), Lithuania (72%) and Hungary (71%). Citizens in Poland are not very far behind, with 67% of the interviewees declaring that they are dissatisfied with the way democracy works in their country. These figures illustrate the current political crises in those countries.

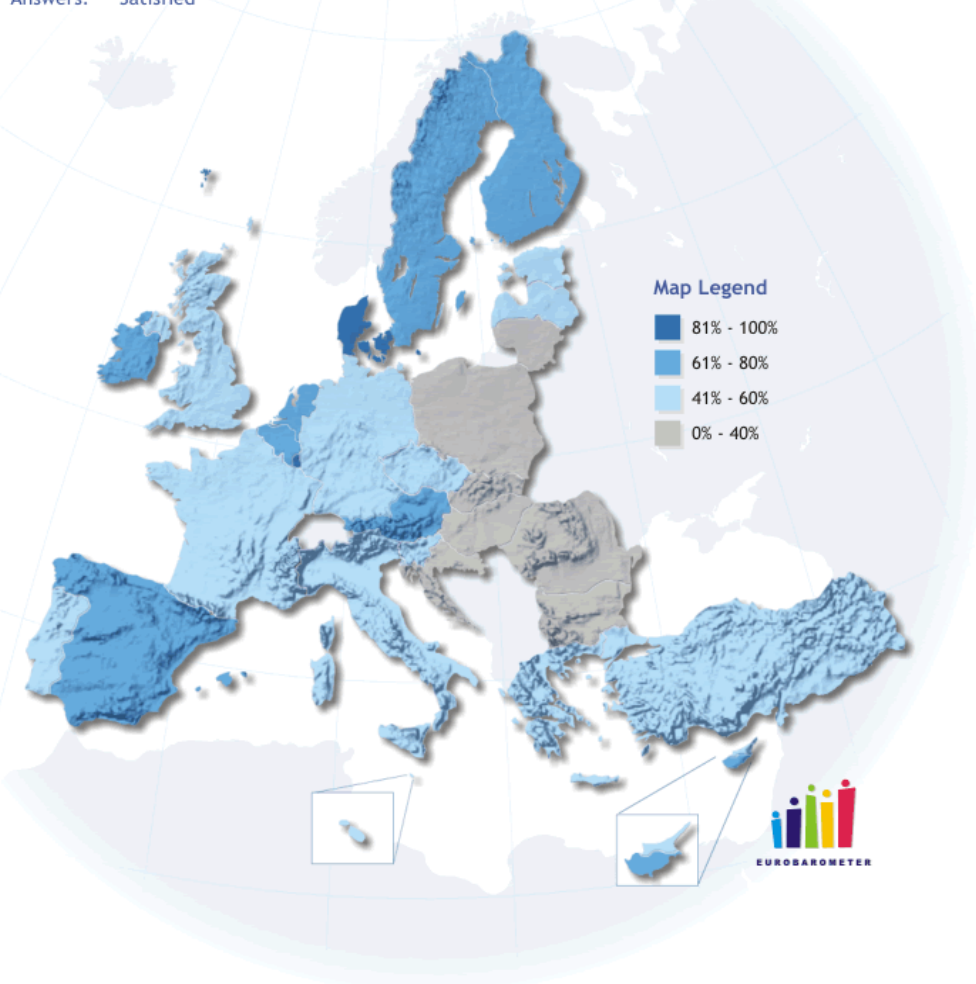
The democratic systems in Northern Europe are the least criticised, notably in Denmark (92% rate of satisfaction, i.e. 39 points more than the average), Luxembourg (82%) and Finland (77%). Conversely, a majority of respondents in Italy and Portugal are dissatisfied with the way democracy works in their country (55%).

Outside the current European Union, views tend to be pessimistic: 78% of Croatians and 76% of Bulgarians also consider that democracy does not work in their country, reiterating the views expressed in the previous Eurobarometer survey.

Country Results		
	Denmark	92%
	Luxembourg	82%
	Finland	77%
	Ireland	71%
	The Netherlands	71%
	Sweden	71%
	Austria	68%
	Cyprus*	68%
	Spain	67%
	Belgium	65%
	United Kingdom	60%
	Slovenia	56%
	European Union (25)	53%
	Germany	53%
	Greece	53%
	France	53%
	Czech Republic	48%
	Malta	48%
	Italy	44%
	Estonia	44%
	Latvia	44%
	Portugal	41%
	Poland	29%
	Hungary	27%
	Slovakia	26%
	Lithuania	24%
*Northern Part of Cyprus (55%)		
Other Countries		
	Turkey	56%
	Romania	29%
	Bulgaria	20%
	Croatia	20%

Question: 34a. On the whole, are you very satisfied, fairly satisfied, not very satisfied or not at all satisfied with the way democracy works in (OUR COUNTRY)?

Answers: Satisfied

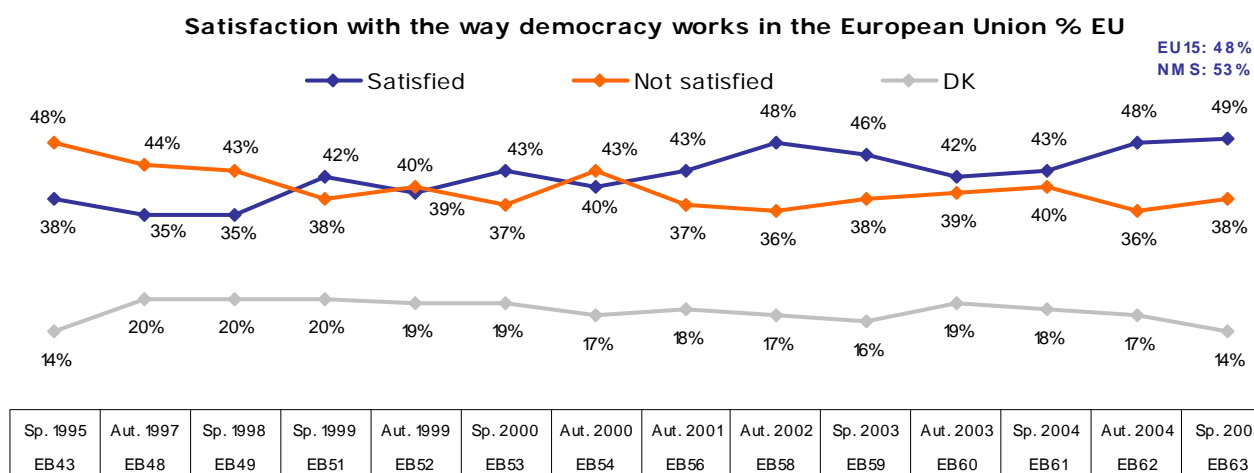


8.2.2. The way democracy works in the European Union

- Lower levels of satisfaction with the way democracy works at European level -

While 53% of respondents are satisfied with the way democracy works in their country, the percentage of respondents satisfied with the way democracy works in the European Union is lower at 49%²². This result is more or less the same (+1 point) as that recorded during the survey carried out last autumn. Moreover, more than one third of respondents declare that they are dissatisfied (38%, + 2 points), while 14% are undecided. Although the change in the level of satisfaction is insignificant, it is to be noted that satisfaction is nevertheless at its highest ever recorded level.

The chart below shows changes with regard to this question over almost ten years. While in 1995 there were more respondents dissatisfied with the democratic system in the European Union than satisfied respondents, the satisfaction and dissatisfaction curves have gradually moved closer and crossed in 1999 just before the European elections. After a period of uneven development, we are now back to the record level recorded in the autumn of 2002.



The result obtained with regard to democracy at European level is 4 points lower than that obtained at national level. Nevertheless, opinions on the European situation do not conform to those observed previously. The average calculated for the 15 old Member States and that of the 10 new Member States show that more citizens, in both geographical zones, are satisfied with how democracy works in the European Union than are dissatisfied (48% in the 15 old Member States and 53% in the 10 new Member States). In comparison to opinions regarding the national situation, that represents 9 points less in the first case and 20 points more in the second case.

²² **QA34b.** On the whole, are you very satisfied, fairly satisfied, not very satisfied or not at all satisfied with the way democracy works in the European Union?

Almost two thirds of citizens in Luxembourg and Belgium declare that they are satisfied with the way democracy works in the European Union. The Dutch (+ 6 points of dissatisfaction compared with six months ago) and the Finns (+ 2 points) are far more divided on this question and these two countries have the highest level of dissatisfaction (50% and 48% respectively).

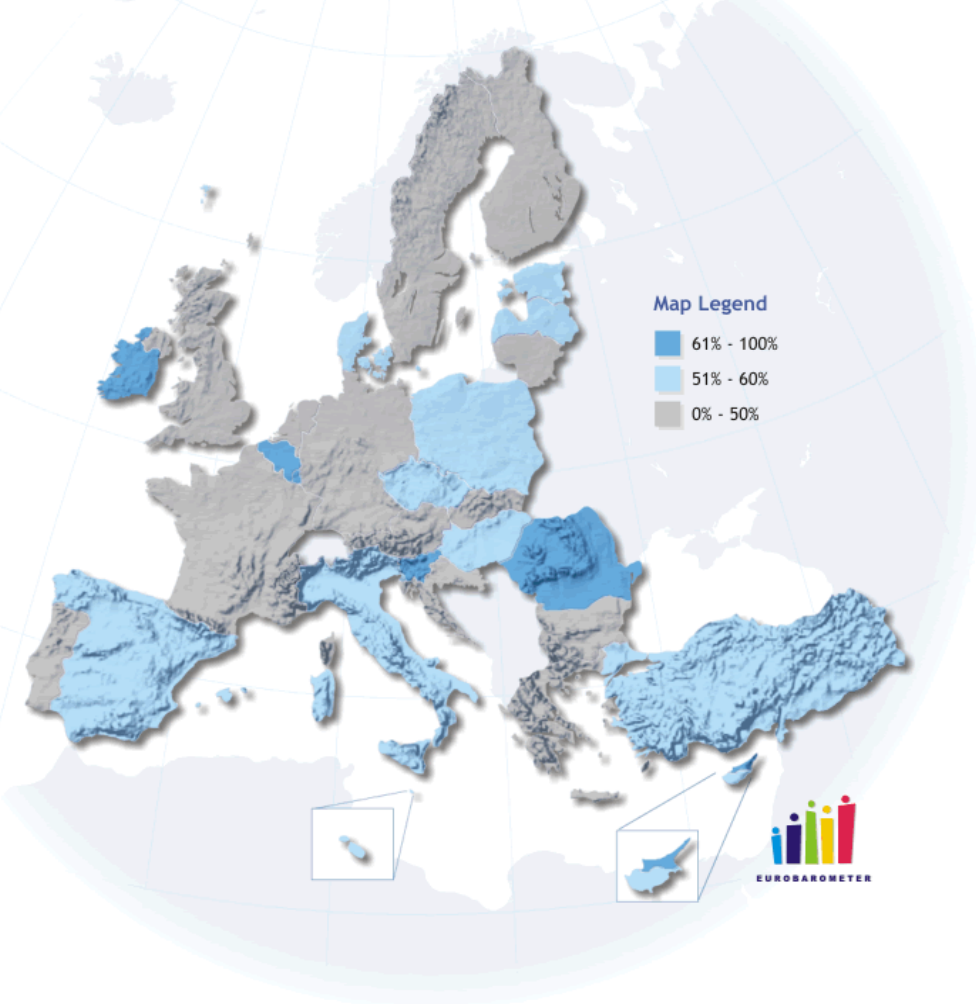
It is also noteworthy that the fairly highly level of "DK" replies among new European citizens; it would appear to be slightly too early for them to make up their mind on this subject.

Outside the current European Union countries, citizens in Rumania tend to be more positive than especially Croatians about how democracy works in the European Union. As regards Bulgaria, 38% of respondents in that country felt unable to express an opinion. These results have changed very little since the last survey.

Country Results	
 Luxembourg	66%
 Belgium	65%
 Slovenia	65%
 Ireland	61%
 Denmark	60%
 Spain	59%
 Czech Republic	58%
 Cyprus*	57%
 Italy	53%
 Estonia	53%
 Malta	53%
 Hungary	52%
 Latvia	52%
 Poland	52%
 European Union (25)	49%
 Greece	49%
 Portugal	49%
 Slovakia	49%
 Lithuania	48%
 Finland	47%
 Germany	46%
 Austria	45%
 France	42%
 Sweden	42%
 The Netherlands	41%
 United Kingdom	41%
*Northern Part of Cyprus (66%)	
Other Countries	
 Romania	64%
 Turkey	59%
 Bulgaria	46%
 Croatia	43%

Question: 34b. And how about the way democracy works in the European Union?

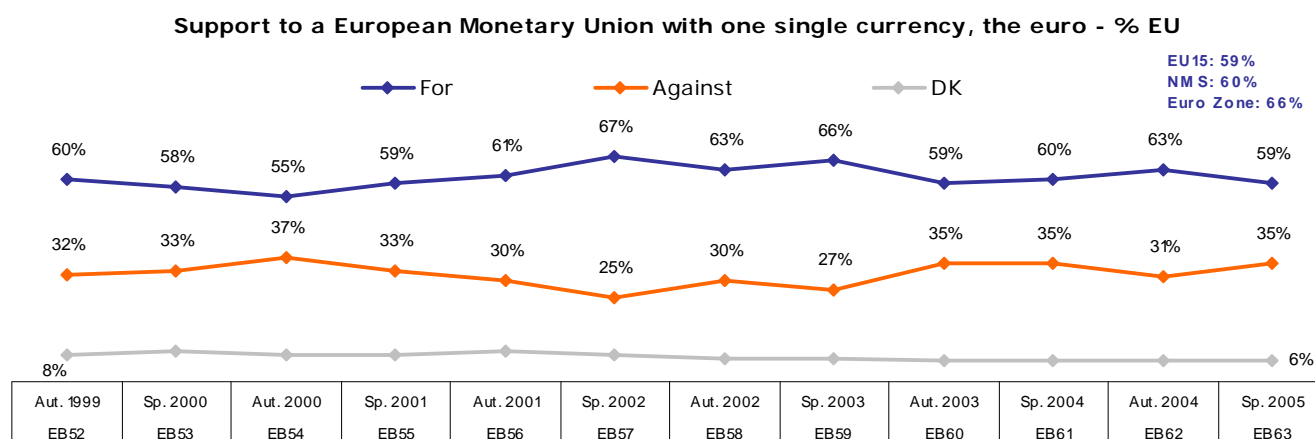
Answers: Satisfied



9. Support for European monetary union

- The European population supports the single currency -

Three and a half years ago twelve European Union Member States switched over to the euro. In the spring of 2005, 59% of the people interviewed are in favour of European monetary union with a single currency: the euro²³. That score is 4 points lower than that recorded six months ago and now stands at a level which is comparable to that of autumn 2003.



The fall of 4 points in the level of support for European monetary union at European level, is also apparent within the Euro zone and in the 10 new Member States.

The most loyal supporters of European monetary union with a single currency are to be found in Belgium, Slovenia, Ireland and Luxembourg, where more than eight out of ten respondents are in favour of it.

It is interesting to note here that a vast majority of the population in Slovenia are inveterate supporters of the euro, far more so than in other countries which have now been using it for more than three years.

The three European Union Member States which did not adopt the euro before 1 January 2002 (Denmark, Sweden and the United Kingdom) are still the most reticent about the single currency and 45% of the people interviewed in Denmark, 48% in Sweden and as many as 64% in the United Kingdom are against the idea of European monetary union with a single currency.

²³ **Q28.1.** What is your opinion on each of the following statements? Please tell me for each statement, whether you are for it or against it.
European monetary union with a single currency, the euro

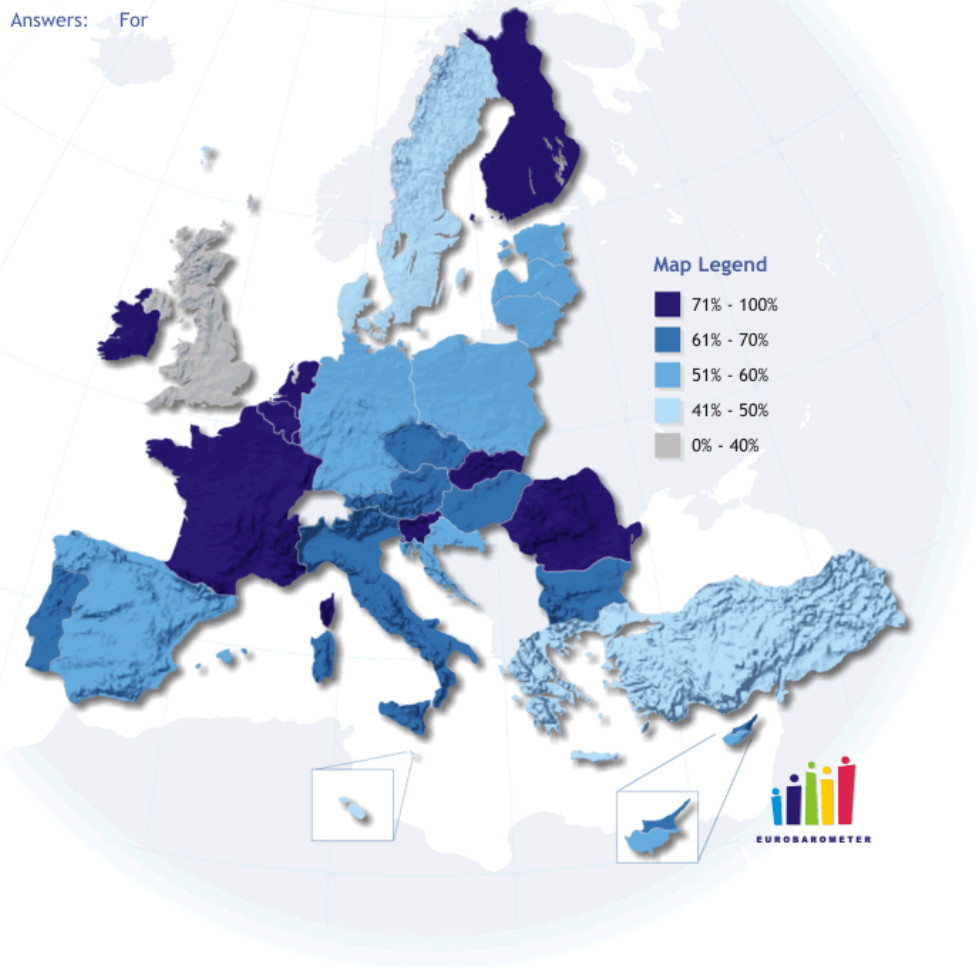
As regards the other countries, the vast majority of citizens are in favour of the single currency in Rumania (74%), Bulgaria (63%) and Croatia (59%). Opinion seems to be more divided in Turkey, with 46% supporting the euro but an identical percentage of respondents are against it.

Country Results		
	Luxembourg	87%
	Ireland	86%
	Belgium	84%
	Slovenia	83%
	Finland	77%
	France	76%
	Slovakia	72%
	The Netherlands	71%
	Italy	67%
	Austria	65%
	Portugal	65%
	Hungary	64%
	Czech Republic	63%
	Lithuania	60%
	European Union (25)	59%
	Germany	59%
	Estonia	59%
	Spain	58%
	Latvia	57%
	Poland	56%
	Cyprus*	53%
	Denmark	50%
	Malta	50%
	Greece	49%
	Sweden	48%
	United Kingdom	28%
*Northern Part of Cyprus (61%)		
Other Countries		
	Romania	74%
	Bulgaria	63%
	Croatia	59%
	Turkey	46%

Question: 28.1. What is your opinion on each of the following statements? Please tell me for each statement, whether you are for it or against it.

Option: A European Monetary Union with one single currency, the euro

Answers: For



10. The allocation of the European Union's budget

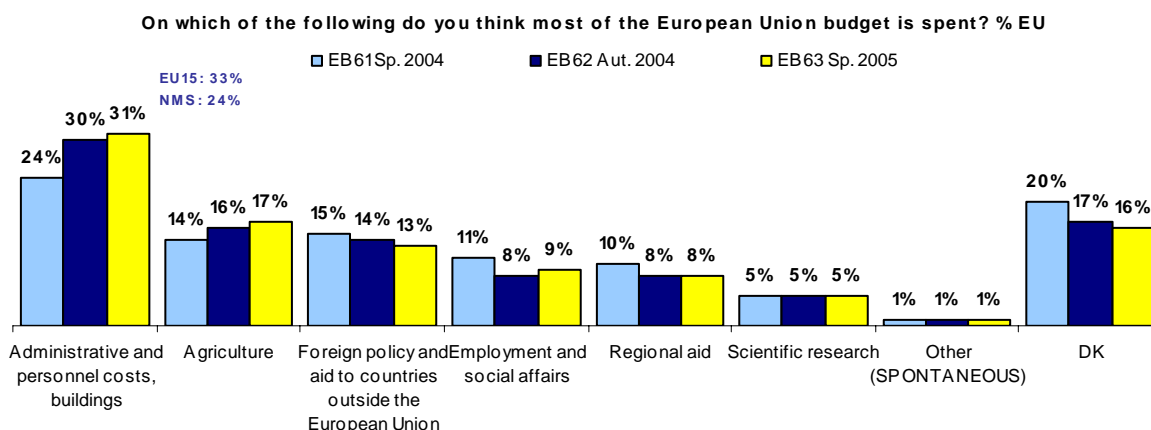
- European citizens continue to believe that administrative costs account for the lion's share of the European Union's budget -

Almost one third of European citizens (to be precise 31%, + 1 point compared with the last survey), believe that **administrative costs** represent by far the main budget heading of the European Union²⁴.

Agriculture represents the main area of budget spending for only 17% of the people interviewed (+ 1 point) and 13% believe that most of the European Union's budget is spent on **foreign policy** and **aid to countries outside the European Union** (-1 point). It should be borne in mind that this Standard Eurobarometer was carried out before the recent debates on the European Union's budget, which were marked by an important divergence of views between the French and British leaders.

Expenditure related to **employment and social affairs** is in fourth place (9%, + 1 point) just ahead of **regional aid** (8%). According to 5% of respondents, **scientific research** is the area where most of the European budget is spent.

Finally, it is to be noted that 16% of European Union citizens (- 1 point) felt unable to express an opinion, recognising their lack of knowledge on this question.



There are significant differences between the 15 old Member States and the 10 new Member States as regards two specific areas of expenditure:

- ♦ Agriculture: only 16% of respondents in the 15 old Member States consider that it is the main budget heading versus 26% in the 10 new Member States.
- ♦ 33% of the people interviewed in the 15 old Member States consider that the European budget is spent above all on the European Union's administrative costs versus 24% in the 10 new Member States.

²⁴ QA31. On which of the following do you think that most of the European Union budget is spent?

Opinions on this point also vary from one Member State to another:

- ◆ Germany and Finland are the countries where most citizens believe that most of the European Union's budget is spent on administrative costs;
- ◆ In Denmark, more than one in two citizens are aware that agriculture accounts for the bulk of European Union. The corresponding percentage is 36% in Poland and 23% in France. Only 13% of respondents in the United Kingdom were aware of this fact.
- ◆ Greece and Finland have the most citizens who believe that most of the European Union budget is spent on regional aid;
- ◆ Finally, a large part of the population in Spain and Portugal, and fairly logically in the accession or candidate countries, do not know which is the European Union's main budget heading.

11. The European Union's priorities

- Citizens attach increased importance to combating unemployment and social exclusion -

More than ever, combating **unemployment** (score of 47%, + 3 points) is the top priority for the European Union, followed closely by the combat against **poverty** and **social exclusion** (44%, +4 points)²⁵. It is to be noted that these two dimensions have recorded the highest increase since, over the last six months. The European Union's wish to get closer to European citizens, notably by giving them more information has also increased by 3 points and now stands at 19%.

Actions relating to security (maintaining peace and security in Europe, combating organised crime and terrorism) continue to rank highly among actions which European citizens feel should be given priority, but with lower scores than in the past (– 3 and – 5 respectively in six months).

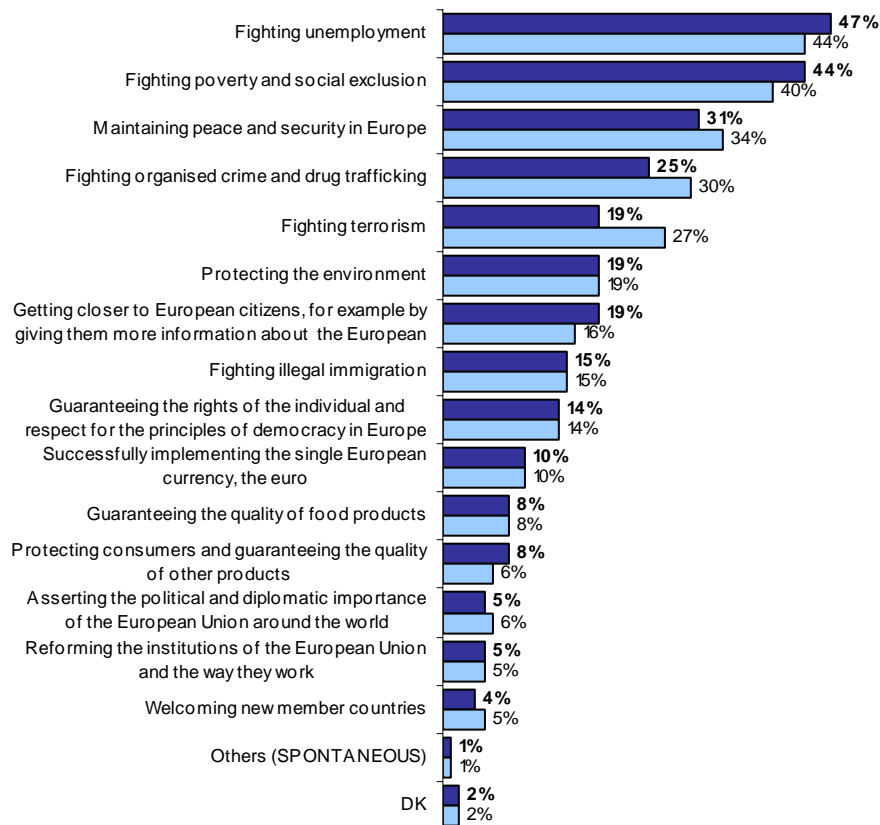
Protection of the environment comes in sixth place among priorities, ahead of aspects which fall more within the scope of the actual working of the European Union. The more institutional aspects such as **the reform of the European institutions or further enlargement** seem to be given far less priority by citizens in (approximately 5% mention them).

Combating unemployment is the action that the European Union should follow in priority for 66% of the people interviewed in the 10 new Member States (compared with 44% in the 15 old Member States). The same applies as regards the combat against poverty and social exclusion, which is mentioned by 59% of the former compared with 41% for the latter. It is also to be noted that combating terrorism has fallen by 8 points in terms of its perception as an action which should be given priority. This area of action seems to be given more importance in the 15 old Member States (20%) than in the 10 new Member States (13%).

²⁵ **QA29.** From the following list of actions, could you tell me what should be, for you, the three actions that the European Union should follow in priority?

The three actions that the European Union should follow in priority - % EU

■ EB63 Sp. 2005 ■ EB62 Aut. 2004



An analysis of the results by country highlights the following:

- ◆ The first three priorities shown in the above chart are to be found in the vast majority of the Member States, even if they are not always in the same order.
- ◆ British and Spanish citizens still seem to attach more importance to combating terrorism. On the other hand, fewer British than Spanish citizens consider that unemployment is a priority for the European Union.
- ◆ Finally, 29% of Turks consider that the accession of new Member States is a priority for the European Union, compared with 5% of Rumanians for example.

The three actions which the European Union should follow in priority (by country)

Fighting unemployment	Fighting poverty and social exclusion	Maintaining peace and security in Europe	Fighting organised crime and drug trafficking	Getting closer to European citizens,	Protecting the environment	Fighting terrorism	Fighting illegal immigration	Guaranteeing the rights of the individual and respect for the principles of democracy in Europe	Successfully implementing the single European currency, the euro	Guaranteeing the quality of food products	Protecting consumers and guaranteeing the quality of other products	Reforming the institutions of the EU and the way they work	Asserting the political and diplomatic importance of the EU around the world	Welcoming new member countries	DK
-----------------------	---------------------------------------	--	---	--------------------------------------	----------------------------	--------------------	------------------------------	---	--	---	---	--	--	--------------------------------	----

EU25	47%	44%	31%	25%	19%	19%	19%	15%	14%	10%	8%	8%	5%	5%	4%	2%
------	-----	-----	-----	-----	-----	-----	-----	-----	-----	-----	----	----	----	----	----	----

BE	56%	50%	28%	23%	28%	23%	13%	13%	17%	12%	10%	6%	4%	5%	3%	0%
CZ	47%	47%	29%	30%	19%	25%	15%	7%	16%	16%	7%	8%	5%	6%	7%	1%
DK	24%	44%	39%	30%	23%	42%	16%	11%	16%	13%	16%	5%	7%	4%	4%	0%
DE	60%	41%	38%	24%	27%	13%	15%	17%	12%	8%	7%	9%	6%	4%	2%	1%
EE	39%	56%	31%	40%	17%	20%	9%	6%	15%	11%	7%	5%	5%	4%	3%	4%
EL	61%	64%	29%	19%	16%	16%	6%	12%	10%	16%	16%	7%	4%	3%	4%	1%
ES	37%	38%	33%	20%	12%	13%	41%	18%	9%	10%	2%	2%	2%	5%	3%	6%
FR	63%	54%	28%	20%	20%	23%	11%	16%	20%	7%	6%	8%	4%	9%	2%	1%
IE	24%	42%	22%	34%	18%	26%	12%	20%	16%	15%	13%	13%	6%	4%	8%	4%
IT	38%	31%	25%	18%	25%	16%	14%	12%	14%	15%	11%	14%	5%	8%	10%	1%
CY	33%	48%	34%	45%	25%	11%	6%	10%	20%	7%	19%	22%	2%	4%	3%	1%
LV	51%	62%	36%	21%	9%	12%	8%	5%	13%	11%	13%	6%	2%	5%	5%	3%
LT	61%	67%	25%	38%	8%	15%	8%	6%	12%	17%	10%	6%	3%	4%	8%	2%
LU	44%	45%	35%	30%	24%	22%	12%	12%	16%	12%	15%	9%	3%	7%	3%	0%
HU	53%	52%	37%	19%	11%	28%	12%	5%	8%	17%	19%	12%	2%	2%	10%	2%
MT	46%	34%	27%	22%	18%	36%	10%	32%	18%	6%	10%	8%	3%	1%	4%	4%
NL	23%	38%	34%	30%	39%	26%	23%	8%	26%	7%	7%	6%	13%	7%	4%	1%
AT	53%	45%	26%	32%	26%	13%	8%	18%	13%	9%	15%	6%	8%	5%	4%	1%
PL	79%	64%	26%	26%	6%	14%	13%	2%	9%	9%	4%	5%	4%	5%	3%	1%
PT	56%	52%	28%	23%	19%	17%	8%	10%	9%	6%	14%	11%	4%	4%	5%	5%
SI	65%	64%	34%	18%	7%	30%	11%	4%	15%	13%	8%	6%	2%	4%	5%	2%
SK	49%	50%	33%	24%	16%	22%	13%	5%	13%	16%	15%	8%	4%	5%	10%	1%
FI	50%	52%	41%	40%	19%	21%	10%	5%	14%	9%	14%	6%	4%	2%	2%	0%
SE	41%	50%	36%	39%	17%	33%	12%	5%	21%	8%	12%	5%	8%	2%	5%	1%
UK	15%	33%	31%	40%	14%	22%	34%	35%	19%	4%	5%	4%	7%	4%	4%	5%

BG	42%	69%	30%	33%	17%	10%	8%	2%	10%	7%	6%	8%	3%	5%	17%	6%
HR	62%	68%	27%	28%	13%	11%	8%	1%	13%	6%	12%	10%	3%	2%	10%	4%
RO	25%	68%	27%	25%	18%	17%	9%	5%	16%	18%	11%	11%	7%	4%	5%	5%
TR	72%	40%	10%	12%	13%	14%	37%	4%	6%	8%	12%	5%	4%	2%	29%	3%
NC	43%	32%	11%	13%	18%	17%	15%	4%	7%	11%	10%	4%	5%	4%	33%	8%

CONCLUSION

This new Eurobarometer survey shows a fall in several indicators compared with the results obtained last autumn. Although European citizens are less enthusiastic about the future of Europe, they are nevertheless fairly optimistic as regards their personal situation.

- ◆ One year after the latest enlargement with the accession of 10 new countries, support for membership of the European Union has fallen slightly by 2 points, even if the perception of the benefits attached to membership has increased slightly (55%, +2 points).
- ◆ The European Union's image has deteriorated (-3 points), accompanied by a reduced level of confidence in the Commission and Parliament in particular (- 4 points for the Commission and - 5 for the Parliament). It is noteworthy also that 53% of the people interviewed consider that their voice does not count in the European Union.
- ◆ Even if support for a European Constitution has fallen significantly, this concept is still supported by a majority of European citizens (61%, - 7 points). In other words, the actual principle of a Constitution is not called into question.
- ◆ One in two citizens are in favour of a further enlargement of the European Union (-3 points). The vast majority of people interviewed are in favour of the accession of the EFTA countries, unlike, that of Albania or Turkey, for example.
- ◆ In a constantly changing international context, the vast majority of respondents are still in favour of a common security and defence policy (77%) as well as a common foreign policy (67%).
- ◆ For European citizens, the combat against unemployment and the combat against poverty and social exclusion (often a corollary of the first action) are the top priorities. Moreover, in terms of priorities, these two actions have continually gained in importance over the various Eurobarometer surveys carried out. They are all the more important given that only 9% of citizens think that employment policy is the main European Union budget heading. On the other hand, 31% of citizens think that most of the European Union's budget is spent on administrative costs, far ahead of agriculture (17%).

ANNEXES

EUROBAROMETER

« STANDARD » 63

TECHNICAL SPECIFICATIONS

Between the 9th of May and the 14th of June 2005, TNS Opinion & Social, a consortium created between Taylor Nelson Sofres and EOS Gallup Europe, carried out wave 63.4 of the EUROBAROMETER, on request of the EUROPEAN COMMISSION, Directorate-General Press and Communication, Opinion Polls.

The EUROBAROMETER is part of wave 63.4 and cover the population of the respective nationalities of the European Union Member States, resident in each of the Member States and aged 15 years and over. The EUROBAROMETER 63.4 has also been conducted in the four candidate countries (Bulgaria, Croatia, Romania and Turkey) and in the north part of Cyprus. In these countries, the survey covers the national population of citizens of the respective nationalities and the population of citizens of all the European Union Member States that are residents in those countries and have a sufficient command of one of the respective national language(s) to answer the questionnaire. The basic sample design applied in all states is a multi-stage, random (probability) one. In each country, a number of sampling points was drawn with probability proportional to population size (for a total coverage of the country) and to population density.

In order to do so, the sampling points were drawn systematically from each of the "administrative regional units", after stratification by individual unit and type of area. They thus represent the whole territory of the countries surveyed according to the EUROSTAT NUTS II (or equivalent) and according to the distribution of the resident population of the respective nationalities in terms of metropolitan, urban and rural areas. In each of the selected sampling points, a starting address was drawn, at random. Further addresses (every Nth address) were selected by standard "random route" procedures, from the initial address. In each household, the respondent was drawn, at random (following the "closest birthday rule"). All interviews were conducted face-to-face in people's homes and in the appropriate national language. As far as the data capture is concerned, CAPI (*Computer Assisted Personal Interview*) was used in those countries where this technique was available.

ABREVIATIONS	COUNTRIES	INSTITUTES	N° INTERVIEWS	FIELDWORK DATES		POPULATION 15+
BE	Belgium	TNS Dimarso	1.000	10/05/2005	13/06/2005	8.598.982
CZ	Czech Rep.	TNS Aisa	1.083	18/05/2005	07/06/2005	8.571.710
DK	Denmark	TNS Gallup DK	1.051	20/05/2005	14/06/2005	4.380.063
DE	Germany	TNS Infratest	1.520	14/05/2005	06/06/2005	64.174.295
EE	Estonia	Emor	1.001	12/05/2005	07/06/2005	887.094
EL	Greece	TNS ICAP	1.000	16/05/2005	06/06/2005	8.674.230
ES	Spain	TNS Demoscopia	1.024	12/05/2005	07/06/2005	35.882.820
FR	France	TNS Sofres	1.012	14/05/2005	08/06/2005	44.010.619
IE	Ireland	TNS MRBI	1.006	09/05/2005	10/06/2005	3.089.775
IT	Italy	TNS Abacus	1.004	13/05/2005	11/06/2005	49.208.000
CY	Rep. of Cyprus	Synovate	505	10/05/2005	07/06/2005	552.213
LV	Latvia	TNS Latvia	1.015	13/05/2005	08/06/2005	1.394.351
LT	Lithuania	TNS Gallup Lithuania	1.003	12/05/2005	06/06/2005	2.803.661
LU	Luxembourg	TNS ILReS	504	10/05/2005	04/06/2005	367.199
HU	Hungary	TNS Hungary	1.014	16/05/2005	02/06/2005	8.503.379
MT	Malta	MISCO	500	12/05/2005	06/06/2005	322.917
NL	Netherlands	TNS NIPO	1.006	12/05/2005	07/06/2005	13.242.328
AT	Austria	Österreichisches Gallup-Institute	1.000	12/05/2005	07/06/2005	6.679.444
PL	Poland	TNS OBOP	1.000	14/05/2005	07/06/2005	31.610.437
PT	Portugal	TNS EUROTESTE	1.005	12/05/2005	05/06/2005	8.080.915
SI	Slovenia	RM PLUS	1.045	13/05/2005	10/06/2005	1.663.869
SK	Slovakia	TNS AISA SK	1.108	18/05/2005	05/06/2005	4.316.438
FI	Finland	TNS Gallup Oy	1.024	12/05/2005	12/06/2005	4.279.286
SE	Sweden	TNS GALLUP	1.024	12/05/2005	02/06/2005	7.376.680
UK	United Kingdom	TNS UK	1.347	11/05/2005	12/06/2005	47.685.578
BG	Bulgaria	TNS BBSS	1.018	17/05/2005	31/05/2005	6.695.512
HR	Croatia	Puls	1.000	10/05/2005	03/06/2005	3.682.826
RO	Romania	TNS CSOP	1.004	23/05/2005	03/06/2005	18.145.036
TR	Turkey	TNS PIAR	1.005	12/05/2005	05/06/2005	47.583.830
NC	North part of Cyprus	KADEM	500	13/05/2005	31/05/2005	157.101
TOTAL			29.328	09/05/2005	14/06/2005	442.620.588

For each country a comparison between the sample and the universe was carried out. The Universe description was derived from Eurostat population data or from national statistics offices. For all countries surveyed, a national weighting procedure, using marginal and intercellular weighting, was carried out based on this Universe description. In all countries, gender, age, region and size of locality were introduced in the iteration procedure. For international weighting (i.e. EU averages), TNS Opinion & Social applies the official population figures as provided by EUROSTAT or national statistic offices. The total population figures for input in this post-weighting procedure are listed above.

Readers are reminded that survey results are estimations, the accuracy of which, everything being equal, rests upon the sample size and upon the observed percentage. With samples of about 1,000 interviews, the real percentages vary within the following confidence limits:

Observed percentages	10% or 90%	20% or 80%	30% or 70%	40% or 60%	50%
Confidence limits	± 1.9 points	± 2.5 points	± 2.7 points	± 3.0 points	± 3.1 points

QA3 D'une façon générale, êtes-vous très satisfait(e), plutôt satisfait(e), plutôt pas satisfait(e) ou pas du tout satisfait(e) de la vie que vous menez ?

QA3 On the whole, are you very satisfied, fairly satisfied, not very satisfied or not at all satisfied with the life you lead?

	EU25	EU25	EU15	NMS	BE	EB	CZ	EB	DK	EB	D-W	EB	DE	EB	D-E	EB	EE	EB	EL	EB
	EB	EB	EB	EB	EB	EB	EB	EB	EB	EB	EB	EB	EB	EB	EB	EB	EB	EB	EB	EB
	63.4	62.0	63.4	63.4	63.4	62.0	63.4	62.0	63.4	62.0	63.4	62.0	63.4	62.0	63.4	62.0	63.4	62.0	63.4	62.0
Very satisfied	21	-2	22	13	33	0	13	+5	67	+3	24	+1	21	0	10	-1	7	-1	11	-3
Fairly satisfied	60	+2	61	55	56	-2	70	+1	31	-2	62	-1	62	-1	65	0	60	-2	54	+2
Not very satisfied	15	0	13	25	9	+2	15	-3	2	0	11	0	13	0	20	0	27	+1	26	-1
Not at all satisfied	4	0	3	7	3	+1	2	-2	1	0	2	-1	3	0	5	+1	5	+1	9	+2
DK	1	+1	1	1	0	0	0	-1	0	0	1	+1	0	0	0	0	0	-1	0	0
Satisfied	80	-1	83	68	89	-2	83	+5	98	+2	86	0	83	-1	75	-1	67	-3	65	-1
Not satisfied	19	0	17	31	11	+2	17	-4	2	-2	14	0	16	0	25	+1	32	+2	35	+1

	ES	EB	FR	EB	IE	EB	IT	EB	CY	EB	LV	EB	LT	EB	LU	EB	HU	EB	MT	EB
	EB	EB	EB	EB	EB	EB	EB	EB	EB	EB	EB	EB	EB	EB	EB	EB	EB	EB	EB	EB
	63.4	62.0	63.4	62.0	63.4	62.0	63.4	62.0	63.4	62.0	63.4	62.0	63.4	62.0	63.4	62.0	63.4	62.0	63.4	62.0
Très satisfait(e)	17	-13	19	+1	36	-3	9	-7	35	-11	8	+3	9	-2	49	-2	10	+3	28	-7
Plutôt satisfait(e)	69	+13	64	0	53	-1	64	+4	49	+5	53	+3	44	+1	46	+2	44	+1	57	+4
Plutôt pas satisfait(e)	11	0	13	+1	8	+3	22	+2	13	+5	32	-2	34	+1	4	0	34	-2	13	+3
Pas du tout satisfait(e)	2	-1	3	-2	2	+1	4	0	3	0	6	-3	11	0	1	0	12	-1	2	0
NSP	1	+1	0	-1	1	0	1	+1	0	0	1	0	1	0	0	0	0	0	0	0
Satisfait(e)	85	-1	84	+2	90	-3	73	-3	84	-5	61	+6	53	-1	95	+1	54	+4	85	-3
Pas satisfait(e)	14	+1	16	-1	9	+3	26	+2	16	+6	38	-6	45	+1	4	-1	46	-3	15	+3

	NL	EB	AT	EB	PL	EB	PT	EB	SI	EB	SK	EB	FI	EB	SE	EB	UK	EB	BG	EB
	EB	EB	EB	EB	EB	EB	EB	EB	EB	EB	EB	EB	EB	EB	EB	EB	EB	EB	EB	EB
	63.4	62.0	63.4	62.0	63.4	62.0	63.4	62.0	63.4	62.0	63.4	62.0	63.4	62.0	63.4	62.0	63.4	62.0	63.4	62.0
Very satisfied	47	+3	19	-3	14	-1	5	+2	22	-5	9	+2	34	-3	47	+3	32	-1	2	-1
Fairly satisfied	48	0	67	+4	55	-1	55	-1	68	+5	54	+2	61	+4	49	-3	56	-1	27	-2
Not very satisfied	4	-2	12	-1	24	+2	29	-1	8	0	30	-2	4	-1	3	0	10	+3	41	+3
Not at all satisfied	1	-1	1	0	6	0	10	+1	2	+1	7	-1	1	0	0	-1	2	0	29	0
DK	0	0	0	-1	1	0	1	0	0	0	0	-1	0	0	0	0	0	0	1	0
Satisfied	95	+3	86	+1	68	-3	60	+1	90	0	63	+4	95	+1	96	0	88	-2	29	-3
Not satisfied	5	-3	13	-1	30	+2	39	-1	10	0	37	-3	5	-1	4	0	12	+3	70	+4

	HR	EB	RO	EB	TR	EB	NC	EB
	EB	EB	EB	EB	EB	EB	EB	EB
	63.4	62.0	63.4	62.0	63.4	62.0	63.4	62.0
Très satisfait(e)	15	0	5	0	23	-4	33	-17
Plutôt satisfait(e)	51	-4	40	-3	50	+6	34	+18
Plutôt pas satisfait(e)	24	+2	40	+2	16	0	24	-3
Pas du tout satisfait(e)	10	+3	15	+2	11	-1	8	+2
NSP	0	-1	0	0	0	0	1	0
Satisfait(e)	66	-4	44	-4	73	+2	67	+1
Pas satisfait(e)	34	+5	55	+4	27	-2	32	-1

QA4.1 Quelles sont vos attentes pour les douze prochains mois : les douze prochains mois seront-ils meilleurs, moins bons ou sans changement, en ce qui concerne ... ?

Votre vie en général

QA4.1 What are your expectations for the next twelve months: will the next twelve months be better, worse or the same, when it comes to...?

Your life in general

	EU25		EU25		EU15		NMS		BE		CZ		DK		D-W		DE		D-E		EE		EL	
	EB	EB	EB	EB	EB	EB	EB	EB	EB	EB	EB	EB	EB	EB	EB	EB	EB	EB	EB	EB	EB	EB	EB	
	63.4	62.0	63.4	63.4	63.4	62.0	63.4	62.0	63.4	62.0	63.4	62.0	63.4	62.0	63.4	62.0	63.4	62.0	63.4	62.0	63.4	62.0	63.4	62.0
	34	-1	34	34	35	+3	32	+12	41	+2	19	-2	20	0	21	+5	43	+1	33	-4				
	11	-2	11	15	8	-4	12	-6	3	-1	14	-3	15	-3	17	-6	8	-3	22	0				
Same	51	+1	52	47	56	+1	55	-4	54	-1	65	+4	65	+4	61	+2	46	+1	42	+4				
DK	3	0	3	4	1	0	1	-1	2	+1	1	0	1	0	1	0	4	+2	3	0				

	ES		FR		IE		IT		CY		LV		LT		LU		HU		MT	
	EB	EB	63.4	62.0	EB	EB	63.4	62.0	EB	EB	63.4	62.0	EB	EB	63.4	62.0	EB	EB	63.4	62.0
Meilleurs	40	-1	42	-1	49	0	37	-1	35	+4	42	+9	35	-5	30	-4	28	+2	40	+6
Moins bons	9	-1	10	+1	4	+1	14	+1	16	-1	11	-3	15	+3	5	-3	21	0	13	-2
Sans changement	48	+1	45	0	43	-3	44	-2	43	+1	43	-5	46	+2	63	+7	49	-2	39	+1
NSP	3	+1	3	-1	4	+2	5	+1	6	-4	4	-1	4	-1	3	+1	1	-1	8	-6

	NL		AT		PL		PT		SI		SK		FI		SE		UK		BG	
	EB	EB	63.4	62.0	EB	EB	63.4	62.0	EB	EB	63.4	62.0	EB	EB	63.4	62.0	EB	EB	63.4	62.0
Better	29	+2	24	-1	36	+1	20	-3	31	-1	34	+7	38	+1	48	+5	42	-2	22	-1
Worse	7	-4	9	-3	15	-2	27	-2	9	-2	17	-4	4	0	3	+1	5	+1	18	-2
Same	62	+4	65	+4	43	0	48	+5	59	+5	46	-3	58	0	47	-5	49	+1	56	+7
DK	1	-3	2	0	6	+1	5	+1	1	-2	3	0	0	-1	2	-1	4	+1	5	-3

	HR		RO		TR		NC	
	EB	EB	63.4	62.0	EB	EB	63.4	62.0
Meilleurs	30	0	41	-7	44	+1	53	+7
Moins bons	18	0	17	+4	15	-1	11	0
Sans changement	48	-1	36	+1	31	-2	27	0
NSP	4	0	6	+2	10	+2	8	-7

QA4.2 Quelles sont vos attentes pour les douze prochains mois : les douze prochains mois seront-ils meilleurs, moins bons ou sans changement, en ce qui concerne ... ?

La situation économique en (NOTRE PAYS)

QA4.2 What are your expectations for the next twelve months: will the next twelve months be better, worse or the same, when it comes to...?

The economic situation in (OUR COUNTRY)

	EU25		EU25		EU15		NMS		BE		CZ		DK		D-W		DE		D-E		EE		EL	
	EB	EB	EB	EB	EB	EB	EB	EB	EB	EB	EB	EB	EB	EB	EB	EB	EB	EB	EB	EB	EB	EB	EB	
Better Worse Same DK	63.4	62.0	63.4	63.4	63.4	62.0	63.4	62.0	63.4	62.0	63.4	62.0	63.4	62.0	63.4	62.0	63.4	62.0	63.4	62.0	63.4	62.0	63.4	62.0
	19	+1	18	22	16	+2	24	+14	24	+3	18	+5	17	+4	14	+1	35	-3	11	-3				
	37	-6	38	32	46	-6	29	-23	12	-6	47	-12	48	-12	54	-8	14	+1	59	+1				
	38	+5	38	38	37	+6	42	+8	60	+3	34	+8	33	+8	31	+8	45	+4	27	+1				
	6	0	6	7	2	-1	5	0	5	0	2	0	2	0	2	0	2	0	6	-1	3	+1		

	ES		FR		IE		IT		CY		LV		LT		LU		HU		MT	
	EB	EB	EB	EB	EB	EB	EB	EB	EB	EB	EB	EB	EB	EB	EB	EB	EB	EB	EB	EB
	63.4	62.0	63.4	62.0	63.4	62.0	63.4	62.0	63.4	62.0	63.4	62.0	63.4	62.0	63.4	62.0	63.4	62.0	63.4	62.0
Meilleurs	24	+1	17	-1	34	-2	19	+2	15	+7	27	+2	30	-5	18	-1	16	-2	23	+3
Moins bons	26	-5	42	-7	14	-1	43	-5	56	-12	26	-4	23	+7	29	-6	41	+3	36	-10
Sans changement	40	+1	35	+8	42	+2	33	+3	23	+7	40	+1	41	-1	45	+5	39	0	28	+7
NSP	10	+4	6	0	9	0	5	0	6	-1	7	0	7	-1	7	+1	4	-1	12	-2

	NL		AT		PL		PT		SI		SK		FI		SE		UK		BG	
	EB	EB	EB	EB	EB	EB	EB	EB	EB	EB	EB	EB	EB	EB	EB	EB	EB	EB	EB	EB
	63.4	62.0	63.4	62.0	63.4	62.0	63.4	62.0	63.4	62.0	63.4	62.0	63.4	62.0	63.4	62.0	63.4	62.0	63.4	62.0
Better	23	+3	15	-3	22	-3	9	-3	17	-9	25	+5	14	-6	16	-8	15	+1	17	-3
Worse	29	-20	32	-6	32	0	60	+2	35	+6	32	-13	27	+6	31	+4	27	-4	20	-1
Same	46	+18	48	+10	36	+1	27	+2	43	+6	38	+7	56	-1	48	+6	46	+3	49	+6
DK	3	0	5	-1	10	+2	4	-1	4	-4	5	0	2	0	5	-2	12	-1	14	-2

	HR		RO		TR		NC	
	EB	EB	EB	EB	EB	EB	EB	EB
	63.4	62.0	63.4	62.0	63.4	62.0	63.4	62.0
Meilleurs	16	+1	33	-6	40	-1	48	+5
Moins bons	41	-3	25	+5	27	0	16	-5
Sans changement	38	+3	30	+1	23	0	27	+5
NSP	5	-1	13	+1	9	0	9	-4

QA4.3 Quelles sont vos attentes pour les douze prochains mois : les douze prochains mois seront-ils meilleurs, moins bons ou sans changement, en ce qui concerne ... ?

La situation financière de votre ménage

QA4.3 What are your expectations for the next twelve months: will the next twelve months be better, worse or the same, when it comes to...?

The financial situation of your household

	EU25		EU25		EU15		NMS		BE		CZ		DK		D-W		DE		D-E		EE		EL	
	EB	EB	EB	EB	EB	EB	EB	EB	EB	EB	EB	EB	EB	EB	EB	EB	EB	EB	EB	EB	EB	EB	EB	
	63.4	62.0	63.4	63.4	63.4	62.0	63.4	62.0	63.4	62.0	63.4	62.0	63.4	62.0	63.4	62.0	63.4	62.0	63.4	62.0	63.4	62.0	63.4	62.0
Better	24	0	24	24	24	+2	23	+13	33	+5	15	+2	14	+1	12	0	34	0	19	-3				
Worse	18	-3	17	22	11	-4	17	-17	6	-3	22	-7	23	-6	27	-3	10	-1	25	-2				
Same	55	+3	56	51	64	+3	58	+5	60	-2	62	+6	62	+6	60	+4	54	+2	54	+5				
DK	3	0	3	3	1	-1	1	-2	1	0	1	0	1	0	1	0	3	+1	2	+1				

	ES		FR		IE		IT		CY		LV		LT		LU		HU		MT	
	EB	EB	EB	EB	EB	EB	EB	EB	EB	EB	EB	EB	EB	EB	EB	EB	EB	EB	EB	EB
	63.4	62.0	63.4	62.0	63.4	62.0	63.4	62.0	63.4	62.0	63.4	62.0	63.4	62.0	63.4	62.0	63.4	62.0	63.4	62.0
Meilleurs	30	0	29	-1	37	+3	24	0	16	+2	34	+5	28	-5	21	0	19	-2	20	+1
Moins bons	13	-2	17	-4	6	-2	18	-2	29	-10	16	-4	16	+2	7	-3	29	-1	18	0
Sans changement	54	+1	50	+4	52	-3	54	0	52	+9	47	0	51	+3	69	+1	51	+4	57	+3
NSP	3	+1	4	+1	5	+2	4	+1	2	-2	3	-2	4	-1	3	+1	2	-1	5	-3

	NL		AT		PL		PT		SI		SK		FI		SE		UK		BG	
	EB	EB	EB	EB	EB	EB	EB	EB	EB	EB	EB	EB	EB	EB	EB	EB	EB	EB	EB	EB
	63.4	62.0	63.4	62.0	63.4	62.0	63.4	62.0	63.4	62.0	63.4	62.0	63.4	62.0	63.4	62.0	63.4	62.0	63.4	62.0
Better	25	+5	18	-3	25	+4	14	-1	21	-2	26	+6	25	+1	33	-2	31	-2	16	-2
Worse	19	-8	12	-3	22	-5	31	-2	16	+1	27	-7	5	-2	12	+2	11	+1	24	+1
Same	56	+7	68	+8	49	+3	53	+4	62	+2	44	+1	69	+1	54	+2	54	0	55	+6
DK	1	-2	2	-2	4	-1	3	0	1	-2	3	0	0	-1	1	-2	4	0	5	-5

	HR		RO		TR		NC	
	EB	EB	EB	EB	EB	EB	EB	EB
	63.4	62.0	63.4	62.0	63.4	62.0	63.4	62.0
Meilleurs	24	0	35	-7	35	-2	47	+7
Moins bons	22	+1	20	+3	18	0	11	+1
Sans changement	51	0	37	+1	41	+2	37	+1
NSP	4	0	7	+2	7	+1	5	-8

QA4.4 Quelles sont vos attentes pour les douze prochains mois : les douze prochains mois seront-ils meilleurs, moins bons ou sans changement, en ce qui concerne ... ?

La situation de l'emploi en (NOTRE PAYS)

QA4.4 What are your expectations for the next twelve months: will the next twelve months be better, worse or the same, when it comes to...?

The employment situation in (OUR COUNTRY)

	EU25		EU25		EU15		NMS		BE		CZ		DK		D-W		DE		D-E		EE		EL	
	EB	EB	63.4	62.0	EB	EB	63.4	62.0	EB	EB	63.4	62.0	EB	EB	63.4	62.0	EB	EB	63.4	62.0	EB	EB	63.4	62.0
Better	18	+1	18		18		21		14	+3	21	+13	30	+4	16	+6	15	+5	8	-1	32	-1	8	-4
Worse	42	-5	43		43		36		52	-10	34	-11	21	-10	52	-18	54	-16	62	-9	17	-1	63	+6
Same	34	+3	33		33		37		32	+6	40	+2	45	+7	30	+12	29	+11	27	+8	41	+2	25	-3
DK	6	0	6		6		6		2	0	5	-4	4	-1	2	0	2	0	3	+2	10	+1	4	+1

	ES		FR		IE		IT		CY		LV		LT		LU		HU		MT	
	EB	EB	63.4	62.0	EB	EB	63.4	62.0	EB	EB	63.4	62.0	EB	EB	63.4	62.0	EB	EB	63.4	62.0
Meilleurs	25	+2	19	0	33	-2	16	0	11	+1	27	+2	34	-5	14	-3	14	-3	23	0
Moins bons	29	-7	50	0	17	-1	46	-5	61	+7	20	-7	20	+6	55	+1	44	+9	40	-7
Sans changement	36	+1	26	+1	41	+4	32	+5	20	-8	45	+7	37	+1	26	+2	36	-5	24	+6
NSP	10	+4	4	-2	10	0	5	0	8	0	9	-1	9	-2	5	0	6	-1	13	+1

	NL		AT		PL		PT		SI		SK		FI		SE		UK		BG	
	EB	EB	63.4	62.0	EB	EB	63.4	62.0	EB	EB	63.4	62.0	EB	EB	63.4	62.0	EB	EB	63.4	62.0
Better	25	+4	13	-1	22	0	8	-2	12	-6	26	0	14	-6	20	-5	16	+2	15	-3
Worse	38	-10	42	-5	36	0	59	-3	50	+12	38	0	41	+5	38	+5	28	+1	23	+1
Same	33	+6	39	+6	37	+1	29	+6	36	-2	31	-1	44	+2	38	+3	43	-3	45	+9
DK	3	0	6	0	5	-1	4	0	2	-4	5	0	2	0	5	-1	12	0	17	-7

	HR		RO		TR		NC	
	EB	EB	63.4	62.0	EB	EB	63.4	62.0
Meilleurs	17	-1	24	-5	33	0	42	+7
Moins bons	44	-3	40	+11	35	+3	16	-7
Sans changement	34	+5	24	-2	25	-1	30	+5
NSP	5	-1	12	-4	7	-2	11	-6

QA4.5 Quelles sont vos attentes pour les douze prochains mois : les douze prochains mois seront-ils meilleurs, moins bons ou sans changement, en ce qui concerne ... ?

Votre situation professionnelle

QA4.5 What are your expectations for the next twelve months: will the next twelve months be better, worse or the same, when it comes to...?

Your personal job situation

		EU25	EU25	EU15	NMS	BE		CZ		DK		D-W		DE		D-E		EE		EL	
		EB	EB	EB	EB	EB	EB	EB	EB	EB	EB	EB	EB	EB	EB	EB	EB	EB	EB	EB	
		63.4	62.0	63.4	63.4	63.4	62.0	63.4	62.0	63.4	62.0	63.4	62.0	63.4	62.0	63.4	62.0	63.4	62.0	63.4	62.0
Better		22	0	23	19	19	+1	17	+7	21	-1	14	0	14	0	16	+3	26	0	17	-5
Worse		9	-1	9	12	4	-3	11	-2	3	-1	11	-1	12	-1	13	-1	6	0	15	0
Same		61	+1	61	58	69	+3	58	+3	73	0	65	+3	64	+1	63	-4	53	-5	61	+4
DK		8	0	8	11	7	-2	14	-8	3	+2	10	-1	10	0	8	+2	16	+6	8	+2

		ES		FR		IE		IT		CY		LV		LT		LU		HU		MT	
		EB	EB	EB	EB	EB	EB	EB	EB	EB	EB	EB	EB	EB	EB	EB	EB	EB	EB	EB	
		63.4	62.0	63.4	62.0	63.4	62.0	63.4	62.0	63.4	62.0	63.4	62.0	63.4	62.0	63.4	62.0	63.4	62.0	63.4	62.0
Meilleurs		27	0	26	-2	29	-3	27	+1	14	-2	24	+3	23	+1	16	-4	12	-2	18	+7
Moins bons		9	-2	6	-1	4	+1	12	0	18	+5	8	-3	19	0	6	-1	20	-4	13	+7
Sans changement		59	+1	59	+2	60	+3	57	-1	57	-9	43	+4	38	-3	73	+7	55	+6	45	+23
NSP		5	+1	8	-1	7	-1	4	0	11	+6	25	-4	20	+3	6	-1	12	-1	24	-36

		NL		AT		PL		PT		SI		SK		FI		SE		UK		BG	
		EB	EB	EB	EB	EB	EB	EB	EB	EB	EB	EB	EB	EB	EB	EB	EB	EB	EB	EB	
		63.4	62.0	63.4	62.0	63.4	62.0	63.4	62.0	63.4	62.0	63.4	62.0	63.4	62.0	63.4	62.0	63.4	62.0	63.4	62.0
Better		23	+4	18	-3	21	+5	11	-1	16	-1	20	+3	18	+3	29	+4	25	-3	13	-2
Worse		8	0	6	-1	9	-1	17	-4	8	-1	16	-1	4	0	4	-2	5	+2	12	0
Same		59	+1	67	+6	62	-4	66	+4	70	+4	49	-1	76	-3	61	-3	60	0	64	+3
DK		10	-4	9	-2	8	0	6	0	6	-2	15	-1	1	-1	6	+1	10	+2	11	-2

		HR		RO		TR		NC	
		EB	EB	EB	EB	EB	EB	EB	EB
		63.4	62.0	63.4	62.0	63.4	62.0	63.4	62.0
Meilleurs		18	+2	26	+2	31	-1	41	+5
Moins bons		11	0	11	+1	14	-1	7	-3
Sans changement		50	-2	33	-2	47	+2	43	+6
NSP		21	0	30	-2	7	-1	9	-8

Eurobarometer 63.4

QA8a D'une façon générale, pensez-vous que le fait pour (NOTRE PAYS) de faire partie de l'Union européenne est ... ?

QA8a Generally speaking, do you think that (OUR COUNTRY)'s membership of the European Union is...?

		EU25	EU25	EU15	NMS	BE		CZ		DK		D-W		DE		D-E		EE		EL	
		EB	EB	EB	EB	EB	EB	EB	EB	EB	EB	EB	EB	EB	EB	EB	EB	EB	EB	EB	
		63.4	62.0	63.4	63.4	63.4	62.0	63.4	62.0	63.4	62.0	63.4	62.0	63.4	62.0	63.4	62.0	63.4	62.0	63.4	62.0
A good thing		54	-2	55	51	67	-6	49	+4	59	-2	59	-1	58	-2	52	-6	48	-4	56	-5
A bad thing		15	+2	16	9	9	+3	11	+1	17	+4	14	+1	14	+2	11	0	10	0	13	+4
Neither good nor bad		27	-1	25	37	23	+3	39	-3	22	-1	24	-1	26	0	35	+4	39	+3	29	+1
DK		4	+1	4	3	1	0	2	-1	2	0	2	0	2	0	2	+1	4	+1	1	-1

	ES		FR		IE		IT		CY		LV		LT		LU		HU		MT	
	EB	EB	EB	EB	EB	EB	EB	EB	EB	EB	EB	EB	EB	EB	EB	EB	EB	EB	EB	EB
	63.4	62.0	63.4	62.0	63.4	62.0	63.4	62.0	63.4	62.0	63.4	62.0	63.4	62.0	63.4	62.0	63.4	62.0	63.4	62.0
Une bonne chose	66	-6	51	-5	75	-2	56	-1	43	-9	42	+2	59	-10	80	-5	42	-7	40	-5
Une mauvaise chose	9	+2	16	+2	6	+2	16	+2	16	+1	12	-2	11	+5	5	+1	12	+2	19	+2
Une chose ni bonne, ni mauvaise	19	+3	30	+2	14	+1	24	-2	40	+10	43	0	26	+4	13	+3	43	+7	36	+6
NSP	6	+1	2	0	5	0	4	+1	2	-1	3	+1	4	+1	2	+1	3	-2	5	-4

	NL		AT		PL		PT		SI		SK		FI		SE		UK	
	EB	EB	EB	EB	EB	EB	EB	EB	EB	EB	EB	EB	EB	EB	EB	EB	EB	EB
	63.4	62.0	63.4	62.0	63.4	62.0	63.4	62.0	63.4	62.0	63.4	62.0	63.4	62.0	63.4	62.0	63.4	62.0
A good thing	77	+2	37	-9	53	+3	61	+2	49	-3	54	-3	45	-3	44	-4	36	-2
A bad thing	8	-1	23	+5	8	0	12	+3	9	+4	6	+2	18	+2	28	+4	27	+5
Neither good nor bad	14	-1	37	+5	36	-1	21	-5	41	+3	38	+1	35	0	27	0	28	-5
DK	1	0	3	0	4	-1	7	+1	1	-3	2	-1	2	+1	1	0	9	+3

Eurobarometer

QA8b D'une façon générale, pensez-vous que le fait pour (NOTRE PAYS) de faire partie de l'Union européenne sera ... ?
QA8b Generally speaking, do you think that (OUR COUNTRY)'s membership of the European Union would be...?

	BG		HR		RO		TR		NC	
	EB	EB	EB	EB	EB	EB	EB	EB	EB	EB
	63.4	62.0	63.4	62.0	63.4	62.0	63.4	62.0	63.4	62.0
Une bonne chose	54	-5	27	-3	64	-11	59	-3	71	+1
Une mauvaise chose	7	+1	29	+5	6	+2	20	+8	13	+1
Une chose ni bonne, ni mauvaise	30	+4	40	-1	22	+8	17	-3	11	-1
NSP	10	+1	3	-1	7	-1	3	-2	4	-1

QA9a Tout bien considéré, estimez-vous que (NOTRE PAYS) a bénéficié ou non de son appartenance à l'Union européenne ?
QA9a Taking everything into consideration, would you say that (OUR COUNTRY) has on balance benefited or not from being a member of the European Union?

		EU25	EU25	EU15	NMS	BE		CZ		DK		D-W		DE		D-E		EE		EL	
		EB	EB	EB	EB	EB	EB	EB	EB	EB	EB	EB	EB	EB	EB	EB	EB	EB	EB	EB	
		63.4	62.0	63.4	63.4	63.4	62.0	63.4	62.0	63.4	62.0	63.4	62.0	63.4	62.0	63.4	62.0	63.4	62.0	63.4	62.0
Benefited		55	+2	54	59	69	-3	56	+14	70	0	52	+2	50	+1	45	+1	58	+2	69	-7
Not benefited		33	-1	34	28	26	+3	33	-8	20	0	41	-1	43	+1	48	+2	28	-3	24	+6
DK		12	0	12	13	5	0	11	-5	10	0	7	-2	7	-2	7	-3	14	0	7	+1

		ES		FR		IE		IT		CY		LV		LT		LU		HU		MT	
		EB	EB	EB	EB	EB	EB	EB	EB	EB	EB	EB	EB	EB	EB	EB	EB	EB	EB	EB	EB
		63.4	62.0	63.4	62.0	63.4	62.0	63.4	62.0	63.4	62.0	63.4	62.0	63.4	62.0	63.4	62.0	63.4	62.0	63.4	62.0
Bénéficié		69	-1	53	-1	87	0	52	+2	41	+1	57	+6	72	-6	72	0	47	-1	53	+2
Pas bénéficié		15	-2	34	-1	6	0	34	-1	49	-2	31	-5	12	+3	21	+2	39	+6	30	0
NSP		15	+2	13	+3	7	0	14	-1	10	+1	12	-1	15	+2	7	-1	14	-5	17	-2

		NL		AT		PL		PT		SI		SK		FI		SE		UK	
		EB	EB	EB	EB	EB	EB	EB	EB	EB	EB	EB	EB	EB	EB	EB	EB	EB	EB
		63.4	62.0	63.4	62.0	63.4	62.0	63.4	62.0	63.4	62.0	63.4	62.0	63.4	62.0	63.4	62.0	63.4	62.0
Benefited		67	+8	41	-2	62	+7	67	-1	62	+4	63	+1	50	+1	36	0	40	+1
Not benefited		28	-5	46	+1	25	-5	24	+3	31	+3	27	+2	43	-2	50	+3	42	-3
DK		4	-5	13	+1	14	-1	9	-2	6	-8	11	-2	7	0	14	-3	18	+2

QA9b Tout bien considéré, estimez-vous que (NOTRE PAYS) bénéficiera ou non de son appartenance à l'Union européenne ?
QA9b Taking everything into consideration, would you say that (OUR COUNTRY) will get advantages or not from being a member of the European Union?

	BG		HR		RO		TR		NC	
	EB	EB	EB	EB	EB	EB	EB	EB	EB	EB
	63.4	62.0	63.4	62.0	63.4	62.0	63.4	62.0	63.4	62.0
Bénéficiera	62	-3	36	-2	70	-6	68	-5	79	+4
Ne bénéficiera pas	16	+2	53	+4	13	+5	25	+7	15	-1
NSP	21	0	11	-2	16	0	7	-3	6	-3

QA10 En général, l'Union européenne évoque-t-elle pour vous une image très positive, assez positive, neutre, assez négative ou très négative ?

QA10 In general, does the European Union conjure up for you a very positive, fairly positive, neutral, fairly negative or very negative image?

	EU25		EU25	EU15	NMS	BE		CZ	DK	D-W		DE	D-E	EE	EL
	EB	EB	EB	EB	EB	EB	EB	EB	EB	EB	EB	EB	EB	EB	EB
	63.4	62.0	63.4	63.4	63.4	62.0	63.4	62.0	63.4	62.0	63.4	62.0	63.4	62.0	63.4
Very positive	8	-2	9	8	6	-4	5	+1	5	-1	7	+1	6	+1	3
Fairly positive	38	-2	38	40	49	0	38	+3	30	-2	37	-4	36	-5	34
Neutral	32	-1	31	37	32	0	36	-2	41	+1	34	-1	37	+1	46
Fairly negative	14	+2	15	11	10	+3	17	0	19	+3	18	+4	17	+3	13
Very negative	4	+1	5	2	2	0	4	+1	5	+1	4	+1	4	+1	3
DK	2	0	2	2	1	+1	1	-1	1	-1	0	-1	0	-1	1
Positive	47	-3	47	48	56	-3	43	+3	35	-3	44	-3	42	-5	37
Negative	19	+4	20	13	12	+4	21	+1	23	+3	22	+5	21	+5	16

	ES		FR	IE	IT	CY	LV	LT	LU	HU	MT
	EB	EB	EB	EB	EB	EB	EB	EB	EB	EB	EB
	63.4	62.0	63.4	62.0	63.4	62.0	63.4	62.0	63.4	62.0	63.4
Très positive	9	-12	8	0	21	-10	18	+1	16	+8	5
Assez positive	48	+6	40	-5	47	+3	46	-1	40	-3	35
Neutre	29	-1	27	-1	19	+3	25	-2	28	-2	45
Assez négative	7	+1	18	+5	5	+1	8	+2	13	+2	11
Très négative	1	0	5	+1	2	+2	2	+1	2	-5	2
NSP	5	+3	2	0	5	+1	2	0	1	0	2
Positive	57	-5	49	-4	68	-7	63	-1	56	+5	40
Négative	8	+2	23	+6	7	+3	10	+2	15	-3	13

	NL		AT	PL	PT	SI	SK	FI	SE	UK	BG
	EB	EB	EB	EB	EB	EB	EB	EB	EB	EB	EB
	63.4	62.0	63.4	62.0	63.4	62.0	63.4	62.0	63.4	62.0	63.4
Very positive	2	-1	4	-1	9	+1	9	+4	10	-6	8
Fairly positive	36	-5	26	-3	42	+4	47	-8	47	+1	38
Neutral	42	+3	35	-2	35	-5	26	+1	35	+6	42
Fairly negative	18	+5	26	+6	11	+2	10	0	5	+1	9
Very negative	2	-1	7	+1	2	0	3	+2	1	0	1
DK	0	0	2	-1	2	-1	6	+3	2	-2	2
Positive	38	-7	30	-4	51	+5	56	-4	57	-5	46
Negative	20	+4	33	+7	12	+1	12	+1	6	+1	10

	HR		RO	TR	NC
	EB	EB	EB	EB	EB
	63.4	62.0	63.4	62.0	63.4
Très positive	7	-1	23	-7	30
Assez positive	21	-7	44	-2	30
Neutre	38	+1	20	+6	12
Assez négative	24	+7	6	+3	10
Très négative	7	+1	1	0	15
NSP	2	-2	6	0	3
Positive	28	-8	66	-10	61
Négative	32	+10	7	+3	24

QA11 Etes-vous pour ou contre l'évolution vers une union politique européenne ?

QA11 Are you, yourself, for or against the development towards a European political union?

		EU25		EU15	NMS		BE		CZ		DK		D-W		DE		D-E		EE		EL	
		EB	EB	EB	EB	EB	EB	EB	EB	EB	EB	EB	EB	EB	EB	EB	EB	EB	EB	EB	EB	
		63.4	62.0	63.4	63.4	63.4	62.0	63.4	62.0	63.4	62.0	63.4	62.0	63.4	62.0	63.4	62.0	63.4	62.0	63.4	62.0	
For		58	-1	57	67	66	-4	65	+4	46	+4	64	+6	64	+4	63	-3	59	-3	67	-4	
Against		28	0	31	17	29	+4	24	-1	45	0	29	-3	29	-2	31	+6	23	-1	24	+3	
DK		13	0	13	16	5	-1	12	-2	10	-2	8	-2	7	-2	7	-1	18	+4	9	+1	

		ES		FR		IE		IT		CY		LV		LT		LU		HU		MT	
		EB	EB	EB	EB	EB	EB	EB	EB	EB	EB	EB	EB	EB	EB	EB	EB	EB	EB	EB	EB
		63.4	62.0	63.4	62.0	63.4	62.0	63.4	62.0	63.4	62.0	63.4	62.0	63.4	62.0	63.4	62.0	63.4	62.0	63.4	62.0
Pour		68	-6	54	+2	51	-8	69	0	63	-4	60	+2	62	-12	63	+10	73	0	61	-2
Contre		13	+1	38	+1	16	-1	16	-1	22	+1	23	-4	15	+6	24	-10	16	+1	25	+3
NSP		19	+5	8	-3	33	+8	15	+1	15	+3	17	+3	23	+6	13	0	11	-1	14	-1

		NL		AT		PL		PT		SI		SK		FI		SE		UK		BG	
		EB	EB	EB	EB	EB	EB	EB	EB	EB	EB	EB	EB	EB	EB	EB	EB	EB	EB	EB	EB
		63.4	62.0	63.4	62.0	63.4	62.0	63.4	62.0	63.4	62.0	63.4	62.0	63.4	62.0	63.4	62.0	63.4	62.0	63.4	62.0
For		53	-5	40	-9	66	0	61	-5	76	-7	74	0	38	-2	42	+2	34	0	73	0
Against		39	+5	44	+7.2	16	-7	14	-7	13	+6	14	+2	50	-7	47	-7	50	+7	8	0
DK		8	0	16	-3	19	+2	25	+5	11	-4	13	-7	12	+3	11	-7	16	-7	19	-7

		HR		RO		TR		NC	
		EB	EB	EB	EB	EB	EB	EB	EB
		63.4	62.0	63.4	62.0	63.4	62.0	63.4	62.0
Pour		52	-3	77	-5	61	-6	71	+7
Contre		36	+7	7	+2	30	+7	16	-9
NSP		12	-4	16	+3	9	-1	12	+1

QA14a.1 Etes-vous plutôt d'accord ou plutôt pas d'accord avec les affirmations suivantes ?
J'ai le sentiment d'être plus en sécurité parce que (NOTRE PAYS) est membre de l'Union européenne
QA14a.1 Please tell me for each statement, whether you tend to agree or tend to disagree.
I feel I am safer because (OUR COUNTRY) is a member of the European Union

		EU25	EU25	EU15	NMS	BE		CZ		DK		D-W		DE		D-E		EE		EL	
		EB	EB	EB	EB	EB	EB	EB	EB	EB	EB	EB	EB	EB	EB	EB	EB	EB	EB	EB	
		63.4	62.0	63.4	63.4	63.4	62.0	63.4	62.0	63.4	62.0	63.4	62.0	63.4	62.0	63.4	62.0	63.4	62.0	63.4	62.0
Tend to agree		51	+1	50	56	49	-4	53	+4	55	0	55	-1	54	-1	51	-2	56	-3	70	-3
Tend to disagree		41	-1	41	36	49	+6	41	-2	40	+2	38	0	39	+1	42	+2	36	+2	27	+3
DK		9	+1	9	8	2	-1	6	-2	5	-2	7	+1	7	+1	6	-2	8	+1	3	0

		ES		FR		IE		IT		CY		LV		LT		LU		HU		MT	
		EB	EB	EB	EB	EB	EB	EB	EB	EB	EB	EB	EB	EB	EB	EB	EB	EB	EB	EB	
		63.4	62.0	63.4	62.0	63.4	62.0	63.4	62.0	63.4	62.0	63.4	62.0	63.4	62.0	63.4	62.0	63.4	62.0	63.4	62.0
Plutôt d'accord		60	-3	36	-1	55	+5	62	+7	78	+5	60	+2	60	-9	61	-1	48	-2	58	+1
Plutôt pas d'accord		25	-1	58	0	30	-2	27	-6	19	-3	33	-2	28	+8	35	+3	44	+3	32	+3
NSP		14	+3	6	+1	15	-3	11	-1	2	-3	7	-1	11	0	4	-2	7	-3	10	-3

		NL		AT		PL		PT		SI		SK		FI		SE		UK	
		EB	EB	EB	EB	EB	EB	EB	EB	EB	EB	EB	EB	EB	EB	EB	EB	EB	EB
		63.4	62.0	63.4	62.0	63.4	62.0	63.4	62.0	63.4	62.0	63.4	62.0	63.4	62.0	63.4	62.0	63.4	62.0
Tend to agree		41	+7	37	-7	58	+5	60	0	65	-5	57	+2	54	+1	35	+3	34	-1
Tend to disagree		52	-6	56	+9	34	-5	31	0	32	+8	35	-1	43	-1	60	+1	53	-2
DK		7	-1	7	-2	8	0	10	0	3	-3	8	-1	3	+1	5	-4	13	+3

QA14a.2 Etes-vous plutôt d'accord ou plutôt pas d'accord avec les affirmations suivantes ?
J'ai le sentiment que nous sommes plus stables économiquement parce que (NOTRE PAYS) est membre de l'Union européenne
QA14a.2 Please tell me for each statement, whether you tend to agree or tend to disagree.
I feel we are more stable economically because (OUR COUNTRY) is a member of the European Union

		EU25	EU25	EU15	NMS	BE		CZ		DK		D-W		DE		D-E		EE		EL	
		EB	EB	EB	EB	EB	EB	EB	EB	EB	EB	EB	EB	EB	EB	EB	EB	EB	EB	EB	
		63.4	62.0	63.4	63.4	63.4	62.0	63.4	62.0	63.4	62.0	63.4	62.0	63.4	62.0	63.4	62.0	63.4	62.0	63.4	62.0
Tend to agree		44	0	43	50	54	-3	47	+11	60	0	38	+2	36	0	30	-5	58	+1	52	-7
Tend to disagree		46	0	47	40	43	+3	46	-10	32	0	55	-1	57	+1	64	+7	34	+1	44	+7
DK		10	0	10	10	3	0	7	-1	8	0	7	-1	7	-1	6	-2	8	-2	4	0

		ES		FR		IE		IT		CY		LV		LT		LU		HU		MT	
		EB	EB	EB	EB	EB	EB	EB	EB	EB	EB	EB	EB	EB	EB	EB	EB	EB	EB	EB	EB
		63.4	62.0	63.4	62.0	63.4	62.0	63.4	62.0	63.4	62.0	63.4	62.0	63.4	62.0	63.4	62.0	63.4	62.0	63.4	62.0
Plutôt d'accord		55	-6	35	+2	75	0	50	+6	39	+3	49	+5	61	-7	69	+2	34	-4	47	0
Plutôt pas d'accord		30	+2	56	-3	15	0	41	-3	51	-4	42	-3	27	+6	25	-1	57	+7	40	+6
NSP		15	+4	9	+1	10	0	9	-3	10	+1	9	-2	12	0	5	-2	8	-3	13	-6

		NL		AT		PL		PT		SI		SK		FI		SE		UK	
		EB	EB	EB	EB	EB	EB	EB	EB	EB	EB	EB	EB	EB	EB	EB	EB	EB	EB
		63.4	62.0	63.4	62.0	63.4	62.0	63.4	62.0	63.4	62.0	63.4	62.0	63.4	62.0	63.4	62.0	63.4	62.0
Tend to agree		54	+7	41	-5	53	+4	42	-10	58	-3	53	+5	45	-1	32	+4	38	-1
Tend to disagree		40	-6	50	+6	36	-4	45	+7	37	+8	40	-2	51	+1	62	+1	47	-1
DK		5	-2	9	-1	12	+1	12	+2	5	-5	7	-2	4	0	7	-4	16	+2

QA14a.3 Etes-vous plutôt d'accord ou plutôt pas d'accord avec les affirmations suivantes ?
J'ai le sentiment que nous sommes plus stables politiquement parce que (NOTRE PAYS) est membre de l'Union européenne
QA14a.3 Please tell me for each statement, whether you tend to agree or tend to disagree.
I feel we are more stable politically because (OUR COUNTRY) is a member of the European Union

		EU25	EU25	EU15	NMS	BE		CZ		DK		D-W		DE		D-E		EE		EL	
		EB	EB	EB	EB	EB	EB	EB	EB	EB	EB	EB	EB	EB	EB	EB	EB	EB	EB	EB	
		63.4	62.0	63.4	63.4	63.4	62.0	63.4	62.0	63.4	62.0	63.4	62.0	63.4	62.0	63.4	62.0	63.4	62.0	63.4	62.0
Tend to agree		42	0	41	44	38	-5	36	+2	39	-3	49	+3	48	+1	45	-6	53	-4	60	-5
Tend to disagree		48	0	49	45	57	+4	57	-1	53	+4	46	-1	47	+1	50	+8	35	+3	35	+4
DK		10	-1	10	11	4	0	7	-1	8	0	5	-3	5	-3	5	-2	12	+1	5	+1

		ES		FR		IE		IT		CY		LV		LT		LU		HU		MT	
		EB	EB	EB	EB	EB	EB	EB	EB	EB	EB	EB	EB	EB	EB	EB	EB	EB	EB	EB	
		63.4	62.0	63.4	62.0	63.4	62.0	63.4	62.0	63.4	62.0	63.4	62.0	63.4	62.0	63.4	62.0	63.4	62.0	63.4	62.0
Plutôt d'accord		53	-3	24	-4	52	-1	46	+4	68	+4	59	+8	53	-11	59	-1	38	-1	48	-1
Plutôt pas d'accord		30	-1	66	+2	29	0	43	-3	26	-1	33	-5	31	+7	32	+3	52	+4	39	+7
NSP		17	+4	9	+1	19	0	11	-1	6	-3	9	-2	16	+3	9	-2	10	-2	13	-6

		NL		AT		PL		PT		SI		SK		FI		SE		UK	
		EB	EB	EB	EB	EB	EB	EB	EB	EB	EB	EB	EB	EB	EB	EB	EB	EB	EB
		63.4	62.0	63.4	62.0	63.4	62.0	63.4	62.0	63.4	62.0	63.4	62.0	63.4	62.0	63.4	62.0	63.4	62.0
Tend to agree		31	-2	28	-4	45	+4	45	-4	57	-1	41	-3	43	-1	29	+2	36	+1
Tend to disagree		61	+3	65	+7	43	-1	43	+3	38	+8	49	+3	51	0	63	-1	51	-1
DK		8	-1	8	-3	12	-3	13	+3	5	-7	10	0	6	+1	8	-2	14	+1

Eurobarometer

QA14b.1 Etes-vous plutôt d'accord ou plutôt pas d'accord avec les affirmations suivantes ?
J'ai le sentiment que je serais plus en sécurité si (NOTRE PAYS) était membre de l'Union européenne
QA14b.1 Please tell me for each statement, whether you tend to agree or tend to disagree.
I feel I would be safer if (OUR COUNTRY) would be a member of the European Union

	BG		HR		RO		TR		NC	
	EB	EB	EB	EB	EB	EB	EB	EB	EB	EB
	63.4	62.0	63.4	62.0	63.4	62.0	63.4	62.0	63.4	62.0
Plutôt d'accord	64	-1	47	-1	71	-5	58	-7	69	+7
Plutôt pas d'accord	21	+3	43	+4	14	+6	35	+9	24	-6
NSP	16	-2	11	-2	16	0	7	-2	7	-1

Eurobarometer

QA14b.2 Etes-vous plutôt d'accord ou plutôt pas d'accord avec les affirmations suivantes ?
J'ai le sentiment que nous serions plus stables économiquement si (NOTRE PAYS) était membre de l'Union européenne
QA14b.2 Please tell me for each statement, whether you tend to agree or tend to disagree.
I feel we would be more stable economically if (OUR COUNTRY) would be a member of the European Union

	BG		HR		RO		TR		NC	
	EB	EB	EB	EB	EB	EB	EB	EB	EB	EB
	63.4	62.0	63.4	62.0	63.4	62.0	63.4	62.0	63.4	62.0
Plutôt d'accord	64	-3	49	0	71	-5	73	0	77	0
Plutôt pas d'accord	19	+2	38	0	14	+6	20	+3	16	-2
NSP	17	0	13	0	16	0	7	-3	6	+1

Eurobarometer

QA14b.3 Etes-vous plutôt d'accord ou plutôt pas d'accord avec les affirmations suivantes ?
J'ai le sentiment que nous serions plus stables politiquement si (NOTRE PAYS) était membre de l'Union européenne
QA14b.3 Please tell me for each statement, whether you tend to agree or tend to disagree.
I feel we would be more stable politically if (OUR COUNTRY) would be a member of the European Union

	BG		HR		RO		TR		NC	
	EB	EB	EB	EB	EB	EB	EB	EB	EB	EB
	63.4	62.0	63.4	62.0	63.4	62.0	63.4	62.0	63.4	62.0
Plutôt d'accord	57	+2	50	-2	65	-3	58	-5	71	+3
Plutôt pas d'accord	21	+2	37	+3	15	+4	32	+7	19	-5
NSP	22	-4	13	-2	19	-2	10	-3	9	+1

QA18 En utilisant cette échelle, combien estimez-vous en savoir sur l'Union européenne, ses politiques, ses institutions ?
 QA18 Using this scale, how much do you feel you know about the European Union, its policies, its institutions?

		EU25	EU25	EU15	NMS	BE		CZ		DK		D-W		DE		D-E		EE		EL	
		EB	EB	EB	EB	EB	EB	EB	EB	EB	EB	EB	EB	EB	EB	EB	EB	EB	EB	EB	
		63.4	62.0	63.4	63.4	63.4	62.0	63.4	62.0	63.4	62.0	63.4	62.0	63.4	62.0	63.4	62.0	63.4	62.0	63.4	62.0
KNOW NOTHING AT ALL		9	+2	9	7	10	+5	9	+6	2	-3	6	+3	6	+3	5	+4	7	+2	10	+2
	2	10	-1	10	10	8	-1	11	0	6	-2	6	-2	6	-2	7	-1	8	-1	12	0
	3	15	-2	15	16	15	-1	17	0	14	-3	13	0	13	-1	14	-5	21	0	17	+1
	4	15	-2	15	16	14	-5	15	0	16	-2	13	-4	14	-3	15	-1	18	-3	17	+3
	5	21	0	20	24	23	-1	20	-2	25	+3	22	0	23	+1	25	0	23	0	19	-2
6	12	0	13	11	14	0	10	-3	13	+1	14	-1	14	-1	15	+1	10	+2	11	-3	
7	10	+3	10	8	11	+3	10	+2	13	+3	13	+3	13	+2	9	+1	6	-1	7	-1	
8	5	+1	5	4	4	0	5	-2	5	0	10	+3	10	+3	8	+1	4	0	5	+1	
9	1	0	1	1	0	-1	1	-1	2	0	2	0	2	0	1	-1	1	+1	2	+1	
KNOW A GREAT DEAL	1	0	1	1	1	0	2	+1	4	+2	1	0	1	0	1	0	0	-1	0	-2	
DK	1	0	1	1	0	0	0	-1	0	0	0	-1	0	0	0	0	1	0	0	-1	

	ES		FR		IE		IT		CY		LV		LT		LU		HU		MT	
	EB	EB	EB	EB	EB	EB	EB	EB	EB	EB	EB	EB	EB	EB	EB	EB	EB	EB	EB	EB
	63.4	62.0	63.4	62.0	63.4	62.0	63.4	62.0	63.4	62.0	63.4	62.0	63.4	62.0	63.4	62.0	63.4	62.0	63.4	62.0
1 NE SAIT RIEN DU TOUT	14	+3	9	+3	7	0	10	0	9	+2	7	+1	9	+1	2	-1	14	+2	9	+1
2	16	+1	9	-2	10	+2	14	-2	12	+7	8	-3	9	-4	7	-2	13	-3	8	-1
3	17	+1	16	-4	14	0	15	0	13	0	15	-3	16	-2	12	-4	19	+3	11	0
4	14	-2	19	-1	17	0	13	-4	15	0	15	-3	15	-1	13	0	17	+4	18	+5
5	17	-5	25	+1	20	0	16	-3	18	-10	24	0	26	+3	31	+6	17	-2	21	-1
6	9	+1	11	+2	13	-3	15	+3	12	-2	15	+3	9	-1	13	0	8	-2	14	-2
7	8	+1	6	+1	9	-1	10	+6	10	0	9	+3	7	0	11	+2	7	0	11	0
8	2	0	3	0	5	+1	4	+1	6	+1	4	+1	4	+1	6	-1	2	-2	6	0
9	0	0	1	0	1	0	0	-1	2	+1	1	0	1	+1	4	+2	0	-2	1	-1
10 EN SAIT BEAUCOUP	0	0	1	+1	1	0	1	-1	2	0	0	-1	2	+1	2	-1	1	0	1	0
NSP	2	0	0	-1	3	-1	1	0	0	0	1	0	1	0	0	-1	1	0	0	-1

	NL		AT		PL		PT		SI		SK		FI		SE		UK		BG	
	EB	EB	EB	EB	EB	EB	EB	EB	EB	EB	EB	EB	EB	EB	EB	EB	EB	EB	EB	EB
	63.4	62.0	63.4	62.0	63.4	62.0	63.4	62.0	63.4	62.0	63.4	62.0	63.4	62.0	63.4	62.0	63.4	62.0	63.4	62.0
KNOW NOTHING AT ALL	2	0	2	-1	6	0	13	+5	3	-1	3	0	4	0	2	-1	13	-2	8	0
2	5	-1	4	-5	8	-2	12	+3	11	+1	10	0	7	-3	6	0	11	-3	15	+4
3	9	-3	14	0	14	-3	15	+1	16	0	20	+3	15	-2	17	+2	17	-2	18	+1
4	14	-2	19	+4	16	-4	18	+2	14	-3	16	-2	19	-2	18	0	15	-1	15	+2
5	20	-2	24	+6	26	-1	23	-3	23	-2	22	0	22	+1	20	-4	17	+3	14	+1
6	26	+3	15	+4	12	+4	9	-5	11	0	12	-1	13	+2	13	-1	10	0	8	-3
7	19	+5	11	-1	9	+3	6	-1	10	+3	7	-3	13	+3	14	+1	10	+4	5	-2
8	4	0	6	-3	5	+3	3	-1	8	+2	5	0	7	+2	8	+1	5	+1	4	-2
9	1	+1	2	0	1	0	0	-1	2	0	1	-1	1	0	1	0	1	+1	1	-2
KNOW A GREAT DEAL	0	0	0	-1	2	+1	0	0	1	-1	0	-1	0	0	1	+1	1	0	3	+1
DK	0	-1	3	-2	1	0	1	0	2	+1	2	+1	0	0	0	0	1	0	8	0

	HR		RO		TR		NC	
	EB	EB	EB	EB	EB	EB	EB	EB
	63.4	62.0	63.4	62.0	63.4	62.0	63.4	62.0
1 NE SAIT RIEN DU TOUT	7	+1	5	+1	27	-1	7	+3
2	9	-3	12	-1	12	+2	7	-1
3	15	-3	15	-2	13	-2	10	-5
4	15	-1	13	-1	9	-5	8	-14
5	24	+3	16	+1	16	0	21	0
6	9	-1	15	+2	8	+1	15	+4
7	8	0	12	+2	4	0	13	+5
8	6	+2	7	+2	3	+1	6	0
9	2	+1	2	0	1	0	2	-2
10 EN SAIT BEAUCOUP	1	-1	1	0	6	+3	4	+2
NSP	3	+2	2	-2	1	0	6	+6

QA19 Quand vous désirez obtenir des informations sur l'Union européenne, ses politiques et ses institutions, lesquelles des sources suivantes utilisez-vous ? Et encore ? (PLUSIEURS REPONSES POSSIBLES)

QA19 When you are looking for information about the European Union, its policies, its institutions, which of the following sources do you use? Which else? (MULTIPLE ANSWERS POSSIBLE)

	EU25		EU25		EU15		NMS		BE		CZ		DK		D-W		DE		D-E		EE		EL	
	EB	EB	EB	EB	EB	EB	EB	EB	EB	EB	EB	EB	EB	EB	EB	EB	EB	EB	EB	EB	EB	EB	EB	EB
	63.4	62.0	63.4	62.0	63.4	62.0	63.4	62.0	63.4	62.0	63.4	62.0	63.4	62.0	63.4	62.0	63.4	62.0	63.4	62.0	63.4	62.0	63.4	62.0
Meetings	4	0	4	5	3	-1	1	0	5	+1	6	+2	6	+2	6	+2	6	+2	4	-1	4	+1	4	+1
Discussions with relatives, friends, colleagues	23	0	24	22	26	+1	25	+4	41	+3	29	+2	29	+2	28	+2	19	-3	27	+3	27	+3	27	+3
Daily newspapers	43	-6	44	37	44	-9	50	-13	54	-1	61	-7	60	-7	59	-4	40	-9	25	-12	25	-12	25	-12
Other newspapers, magazines	17	-5	17	18	16	-4	18	-10	28	-6	24	-2	23	-4	22	-7	21	-10	14	-2	14	-2	14	-2
Television	70	-1	69	75	72	-3	71	-5	83	-2	81	+1	81	0	77	-5	70	-9	83	+7	83	+7	83	+7
Radio	32	-2	31	41	35	-4	35	-14	51	-3	44	+2	46	+2	51	+2	44	-13	20	+1	20	+1	20	+1
The Internet	22	+1	22	23	30	+2	19	-2	36	+6	23	0	23	+1	23	+6	38	+1	9	-2	9	-2	9	-2
Books, brochures, information leaflets	13	-3	13	14	15	-3	10	-3	24	+5	15	-4	15	-4	14	-5	12	-6	10	-2	10	-2	10	-2
Telephone	1	+1	1	1	1	+1	1	+1	0	0	1	+1	1	+1	1	+1	1	+1	1	+1	1	+1	1	+1
Other (SPONTANEOUS)	1	0	1	1	1	-1	1	0	1	0	1	0	1	0	1	0	0	-1	0	-1	0	-1	0	-1
Never look for such information, not interested (SPONTANEOUS)	10	+2	10	9	7	+2	13	+4	3	0	9	+3	9	+2	11	+1	9	+4	6	0	6	0	6	0
DK	1	0	1	1	0	0	0	0	1	+1	0	0	0	0	0	0	0	0	3	+3	0	0	0	0

	ES		FR		IE		IT		CY		LV		LT		LU		HU		MT	
	EB	EB	EB	EB	EB	EB	EB	EB	EB	EB	EB	EB	EB	EB	EB	EB	EB	EB	EB	EB
	63.4	62.0	63.4	62.0	63.4	62.0	63.4	62.0	63.4	62.0	63.4	62.0	63.4	62.0	63.4	62.0	63.4	62.0	63.4	62.0
Meetings	3	0	4	0	3	-1	2	-3	4	-4	2	0	3	-1	11	+3	4	-2	6	+2
Discussions with relatives, friends, colleagues	14	0	33	+5	17	+4	17	-1	35	-6	23	-5	17	-5	42	+14	25	0	21	-1
Daily newspapers	35	-6	40	-6	41	-3	36	-3	25	-11	36	-12	35	-5	59	0	43	+1	30	-8
Other newspapers, magazines	5	0	21	-4	16	+3	16	-5	14	-7	25	-9	26	-11	32	+9	14	-4	12	-3
Television	66	-1	75	+13	63	+2	67	+1	72	-4	75	-8	79	-2	83	+3	75	-1	64	-6
Radio	24	-6	36	+3	38	+3	13	0	27	-13	47	-3	46	-6	56	+6	42	-1	26	-15
The Internet	10	-2	23	-2	14	-4	11	0	25	+5	26	+5	22	+3	25	-3	14	+2	28	+2
Books, brochures, information leaflets	9	+1	17	0	14	-2	9	0	21	0	14	0	11	-2	33	+12	8	-1	26	+2
Telephone	0	0	3	+3	0	0	0	0	1	+1	1	+1	0	0	1	+1	1	+1	2	+2
Other (SPONTANEOUS)	1	0	0	-1	2	+1	1	0	1	0	0	-1	2	+1	1	0	1	0	1	+1
Never look for such information, not interested (SPONTANEOUS)	11	+2	0	-6	14	0	9	+1	6	+2	9	+3	4	-3	0	-2	10	-1	5	-1
DK	3	+2	1	+1	2	0	2	+1	0	0	1	+1	3	+2	0	0	0	-1	0	0

	NL		AT		PL		PT		SI		SK		FI		SE		UK		BG	
	EB	EB	EB	EB	EB	EB	EB	EB	EB	EB	EB	EB	EB	EB	EB	EB	EB	EB	EB	EB
	63.4	62.0	63.4	62.0	63.4	62.0	63.4	62.0	63.4	62.0	63.4	62.0	63.4	62.0	63.4	62.0	63.4	62.0	63.4	62.0
Meetings	5	0	6	-4	6	+1	1	0	3	-1	9	+2	3	0	7	-1	2	0	2	-2
Discussions with relatives, friends, colleagues	39	+6	37	0	19	0	12	0	31	0	30	-3	24	0	38	-5	13	-6	32	+6
Daily newspapers	61	-3	61	+3	30	-7	21	-2	55	+1	43	-1	64	+3	68	-3	35	-12	29	-4
Other newspapers, magazines	38	-3	24	-4	16	-4	16	-3	26	+2	29	-6	29	-12	22	-4	8	-6	14	0
Television	77	0	70	0	75	-1	72	-2	79	-3	78	-2	79	-1	76	-2	45	-13	77	+2
Radio	40	+2	46	+2	41	-1	13	+4	51	-1	44	-3	31	-8	41	-11	22	-7	34	-3
The Internet	42	0	15	-7	25	+1	11	+2	34	+8	20	0	40	+6	41	+4	30	+4	6	-3
Books, brochures, information leaflets	29	+8	17	0	16	-5	9	+4	17	+3	16	0	17	-7	27	-7	8	-7	4	-3
Telephone	1	+1	0	0	1	+1	0	0	1	+1	1	+1	1	+1	1	+1	1	+1	0	0
Other (SPONTANEOUS)	1	-1	3	+1	1	0	1	0	1	-1	1	+1	1	0	2	-1	0	-1	1	0
Never look for such information, not interested (SPONTANEOUS)	3	-5	14	+2	7	+1	13	-3	7	+1	8	+1	4	+1	6	0	27	+12	9	-7
DK	0	0	1	0	1	+1	2	0	0	0	0	0	0	0	1	+1	1	0	4	+2

	HR		RO		TR		NC	
	EB	EB	EB	EB	EB	EB	EB	EB
	63.4	62.0	63.4	62.0	63.4	62.0	63.4	62.0
Réunions, meetings	1	-1	6	+1	4	+2	4	-5
Discussions avec la famille, les amis, les collègues	30	+7	27	0	30	+15	29	+4
Journaux quotidiens	44	-9	26	-13	42	-5	48	+1
Autres journaux, magazines	13	-2	18	-7	12	-1	18	0
Télévision	80	-5	80	-4	87	-4	75	+6
Radio	31	-3	38	-16	20	-1	25	+9
Internet	12	-2	12	0	6	-3	11	-2
Livres, brochures, fiches	5	-3	10	-1	7	+3	8	+3
Téléphone	0	0	0	0	0	0	0	0
Autre (SPONTANE)	1	+1	0	-1	0	-1	2	+1
Ne cherche jamais ce type d'information, pas intéressé(e) (SPONTANE)	7	+3	9	+1	1	-2	5	+5
NSP	2	+1	3	+1	4	+2	2	-2

QA23.1 Et pour chacune d'entre elles, pourriez-vous me dire si vous avez plutôt confiance ou plutôt pas confiance en elle ?
Le Parlement européen
QA23.1 And, for each of them, please tell me if you tend to trust it or tend not to trust it?
The European Parliament

		EU25	EU25	EU15	NMS	BE		CZ		DK		D-W		DE		D-E		EE		EL	
		EB	EB	EB	EB	EB	EB	EB	EB	EB	EB	EB	EB	EB	EB	EB	EB	EB	EB	EB	
		63.4	62.0	63.4	63.4	63.4	62.0	63.4	62.0	63.4	62.0	63.4	62.0	63.4	62.0	63.4	62.0	63.4	62.0	63.4	62.0
Tend to trust		52	-5	51	56	67	-3	51	-9	56	-4	46	-9	46	-9	46	-10	54	-8	59	-7
Tend not to trust		31	+5	33	21	28	+5	33	+8	30	+1	40	+6	40	+7	40	+9	17	+1	29	+8
DK		18	+2	17	23	5	-2	16	+1	13	+2	14	+2	14	+2	14	+2	15	+2	29	+7
		ES		FR		IE		IT		CY		LV		LT		LU		HU		MT	
		EB	EB	EB	EB	EB	EB	EB	EB	EB	EB	EB	EB	EB	EB	EB	EB	EB	EB	EB	
		63.4	62.0	63.4	62.0	63.4	62.0	63.4	62.0	63.4	62.0	63.4	62.0	63.4	62.0	63.4	62.0	63.4	62.0	63.4	62.0
Plutôt confiance		50	-14	50	-9	57	-13	66	+3	62	-2	47	+2	56	-10	67	-4	71	+3	58	0
Plutôt pas confiance		28	+9	34	+8	17	+7	19	-1	15	-4	19	-1	15	+5	22	+3	17	+2	24	+9
NSP		22	+4	16	+2	26	+6	15	-1	23	+6	34	-1	29	+5	11	+1	12	-5	18	-9
		NL		AT		PL		PT		SI		SK		FI		SE		UK		BG	
		EB	EB	EB	EB	EB	EB	EB	EB	EB	EB	EB	EB	EB	EB	EB	EB	EB	EB	EB	
		63.4	62.0	63.4	62.0	63.4	62.0	63.4	62.0	63.4	62.0	63.4	62.0	63.4	62.0	63.4	62.0	63.4	62.0	63.4	62.0
Tend to trust		51	-12	48	-8	52	+1	63	-1	66	0	63	-7	56	-7	51	-4	35	-4	46	-11
Tend not to trust		41	+13	38	+10	20	0	18	+1	25	+6	23	+6	37	+7	35	+4	42	+1	19	+5
DK		8	0	14	-2	28	-1	18	-1	10	-5	15	+2	7	0	14	0	24	+4	36	+7
		HR		RO		TR		NC													
		EB	EB	EB	EB	EB	EB	EB	EB												
		63.4	62.0	63.4	62.0	63.4	62.0	63.4	62.0												
Plutôt confiance		36	-16	68	+3	43	+2	42	-10												
Plutôt pas confiance		31	+4	10	+6	33	-1	27	0												
NSP		33	+12	22	-9	24	-1	31	+10												

QA23.2 Et pour chacune d'entre elles, pourriez-vous me dire si vous avez plutôt confiance ou plutôt pas confiance en elle ?
La Commission européenne
QA23.2 And, for each of them, please tell me if you tend to trust it or tend not to trust it?
The European Commission

		EU25	EU25	EU15	NMS	BE		CZ		DK		D-W		DE		D-E		EE		EL	
		EB	EB	EB	EB	EB	EB	EB	EB	EB	EB	EB	EB	EB	EB	EB	EB	EB	EB	EB	
		63.4	62.0	63.4	63.4	63.4	62.0	63.4	62.0	63.4	62.0	63.4	62.0	63.4	62.0	63.4	62.0	63.4	62.0	63.4	62.0
Tend to trust		46	-6	45	52	67	-1	46	-5	50	-3	38	-6	37	-7	36	-11	53	-5	53	-8
Tend not to trust		31	+4	33	22	27	+2	33	+5	34	+2	42	+3	42	+4	44	+10	15	+1	28	+6
DK		23	+2	22	26	6	-1	21	0	16	+1	21	+4	21	+3	21	+2	32	+4	18	+1

		ES		FR		IE		IT		CY		LV		LT		LU		HU		MT	
		EB	EB	EB	EB	EB	EB	EB	EB	EB	EB	EB	EB	EB	EB	EB	EB	EB	EB	EB	
		63.4	62.0	63.4	62.0	63.4	62.0	63.4	62.0	63.4	62.0	63.4	62.0	63.4	62.0	63.4	62.0	63.4	62.0	63.4	62.0
Plutôt confiance		43	-14	45	-9	51	-15	60	0	62	+3	44	+3	53	-9	61	-6	65	+1	59	0
Plutôt pas confiance		31	+10	35	+9	18	+8	19	0	15	-6	19	-2	14	+4	23	+3	18	+3	21	+7
NSP		26	+4	20	0	31	+7	21	0	23	+2	37	-1	33	+5	16	+3	17	-4	20	-7

		NL		AT		PL		PT		SI		SK		FI		SE		UK		BG	
		EB	EB	EB	EB	EB	EB	EB	EB	EB	EB	EB	EB	EB	EB	EB	EB	EB	EB	EB	
		63.4	62.0	63.4	62.0	63.4	62.0	63.4	62.0	63.4	62.0	63.4	62.0	63.4	62.0	63.4	62.0	63.4	62.0	63.4	62.0
Tend to trust		49	-8	44	-5	49	-2	59	-2	64	0	56	-5	54	-4	43	-4	31	-8	41	-9
Tend not to trust		36	+9	39	+6	21	+3	19	+3	26	+8	24	+5	38	+4	34	+3	38	+4	18	+4
DK		15	-1	17	-1	30	0	22	0	10	-9	20	0	8	0	23	+1	30	+3	41	+5

		HR		RO		TR		NC	
		EB	EB	EB	EB	EB	EB	EB	EB
		63.4	62.0	63.4	62.0	63.4	62.0	63.4	62.0
Plutôt confiance		30	-18	63	+4	39	0	40	-11
Plutôt pas confiance		30	+3	8	+3	35	+1	27	-1
NSP		40	+15	28	-8	27	0	33	+12

QA26 A votre avis, quels sont les deux plus importants problèmes auxquels doit faire face (NOTRE PAYS) actuellement ? (MAX. 2 REPONSES);
QA26 What do you think are the two most important issues facing (OUR COUNTRY) at the moment? (MAX. 2 ANSWERS)

	EU25		EU25		EU15		NMS		BE		CZ		DK		D-W		DE		D-E		EE		EL	
	EB	EB	EB	EB	EB	EB	EB	EB	EB	EB	EB	EB	EB	EB	EB	EB	EB	EB	EB	EB	EB	EB	EB	EB
	63.4	62.0	63.4	63.4	63.4	62.0	63.4	62.0	63.4	62.0	63.4	62.0	63.4	62.0	63.4	62.0	63.4	62.0	63.4	62.0	63.4	62.0	63.4	62.0
Crime	23	-1	22	27	19	-4	32	-11	43	+12	15	-3	14	-4	12	-6	38	-5	17	-2	17	-2	17	-2
Public transport	2	0	2	3	5	+2	3	+1	2	0	1	0	1	0	1	0	1	+1	1	+1	0	+1	0	-1
Economic situation	27	0	27	26	22	-4	26	-5	10	-1	42	0	42	0	45	+1	20	-4	42	+3	42	+3	42	+3
Rising prices/inflation	16	0	16	15	23	+8	9	-5	3	0	8	-1	9	0	10	-1	27	+3	33	+10	33	+10	33	+10
Taxation	7	0	7	6	13	+2	7	+1	6	0	3	-4	4	-3	8	+3	7	-1	7	+4	7	+4	7	+4
Unemployment	50	+4	48	63	59	+4	48	-6	33	-2	80	+7	81	+6	82	+1	30	-7	64	-5	64	-5	64	-5
Terrorism	10	-6	12	3	4	-2	2	-1	12	-8	3	-1	3	-1	2	-2	1	-1	2	0	1	-1	2	0
Defence/Foreign affairs	2	0	2	1	0	-1	0	-1	4	-3	0	-1	1	0	2	+2	4	+1	3	+2	4	+1	3	+2
Housing	5	+1	5	4	7	+1	5	0	4	-1	0	0	0	0	0	0	1	-1	0	-1	1	-1	0	-1
Immigration	14	+1	16	3	18	+1	4	+1	31	+6	6	-1	6	-1	4	-1	3	+1	6	-1	3	+1	6	-1
Healthcare system	17	+1	14	29	6	0	33	+16	19	-1	11	-3	10	-3	8	-3	32	+6	7	-7	32	+6	7	-7
The educational system	7	+1	8	3	3	-2	4	-2	14	+1	12	+5	12	+4	14	+3	11	+3	4	-4	11	+3	4	-4
Pensions	11	-1	11	10	11	-5	19	+11	4	-1	14	0	13	+1	8	+3	12	0	10	+1	12	0	10	+1
Protecting the environment	4	+1	4	2	5	0	2	+1	12	0	2	+1	1	0	1	0	3	0	1	-1	3	0	1	-1
Other (SPONTANEOUS)	1	0	1	2	2	+1	3	+2	1	+1	1	0	1	0	1	0	1	-1	4	+2	1	0	1	0
DK	1	0	1	1	0	0	0	-3	0	-1	0	0	0	0	0	0	0	0	0	0	1	0	0	0

	ES		FR		IE		IT		CY		LV		LT		LU		HU		MT	
	EB	EB	EB	EB	EB	EB	EB	EB	EB	EB	EB	EB	EB	EB	EB	EB	EB	EB	EB	EB
	63.4	62.0	63.4	62.0	63.4	62.0	63.4	62.0	63.4	62.0	63.4	62.0	63.4	62.0	63.4	62.0	63.4	62.0	63.4	62.0
Crime	16	0	21	-6	51	+12	23	0	46	+2	15	-6	44	-6	10	-4	29	+6	14	+1
Public transport	1	0	1	0	5	+1	5	+1	7	+3	0	-1	0	0	9	-1	2	0	3	-1
Economic situation	12	0	25	+1	5	-2	37	+6	21	-15	26	+2	25	-2	16	0	33	0	42	-4
Rising prices/inflation	13	+2	24	+3	28	-2	32	+3	36	-5	55	+10	28	+1	18	0	18	-9	23	+2
Taxation	2	0	5	0	5	0	14	-2	8	-2	7	+2	20	+9	4	+2	8	+1	12	+4
Unemployment	28	-2	67	+16	9	-1	36	+5	17	+8	35	+2	36	-9	49	+3	49	+2	40	-2
Terrorism	46	-13	5	-5	4	-2	7	-10	5	+2	1	-1	1	-2	7	-3	2	-3	1	-1
Defence/Foreign affairs	1	-1	1	-1	1	0	1	0	11	+5	2	+1	1	+1	4	+3	0	0	1	0
Housing	20	+5	6	0	11	-2	1	0	1	0	3	-4	3	0	17	0	8	0	4	0
Immigration	30	+6	11	0	12	+5	15	-2	9	+4	2	0	7	+3	16	0	3	+1	17	-2
Healthcare system	3	0	9	-4	49	-9	6	+1	17	+9	25	-5	16	+5	8	-3	27	+3	4	-1
The educational system	2	-1	6	-2	5	-2	2	-1	8	+4	7	-1	3	-1	25	+4	4	+1	3	+1
Pensions	7	+2	11	0	5	+1	7	-2	2	+1	13	0	11	+1	5	-4	10	-3	20	+6
Protecting the environment	2	0	6	-1	5	+1	2	+1	3	+1	1	0	1	0	8	+4	3	0	9	-3
Other (SPONTANEOUS)	4	+2	1	+1	2	+1	1	0	8	-12	2	-2	2	+1	1	0	2	0	3	-2
DK	3	+1	0	0	1	0	0	0	0	0	1	+1	1	0	1	0	0	-1	1	0

	NL		AT		PL		PT		SI		SK		FI		SE		UK		BG	
	EB	EB	EB	EB	EB	EB	EB	EB	EB	EB	EB	EB	EB	EB	EB	EB	EB	EB	EB	EB
	63.4	62.0	63.4	62.0	63.4	62.0	63.4	62.0	63.4	62.0	63.4	62.0	63.4	62.0	63.4	62.0	63.4	62.0	63.4	62.0
Crime	37	+7	24	0	23	-5	15	-3	13	-8	30	+7	16	-4	24	-11	31	+4	26	+1
Public transport	2	0	6	0	3	+2	1	0	1	-1	2	+1	2	+1	1	0	3	0	1	+1
Economic situation	40	-13	21	-2	23	-5	42	+8	31	+1	33	+1	14	+1	25	0	8	0	39	+4
Rising prices/inflation	2	-1	20	-3	12	-2	26	+2	14	-13	17	-6	13	-1	1	-1	3	-2	17	0
Taxation	2	+1	4	0	4	0	10	+3	23	+12	5	+2	15	-2	8	0	7	0	4	+1
Unemployment	18	-1	63	+11	78	+4	64	+6	50	+2	59	0	62	+1	57	+13	11	+2	57	-3
Terrorism	22	+10	3	-2	3	-3	2	-2	1	-2	6	+2	3	-2	2	-4	14	-14	3	-2
Defence/Foreign affairs	3	+1	1	-1	1	0	1	+1	2	-2	2	+1	5	+2	2	0	5	-3	1	-1
Housing	2	+1	1	0	2	+1	1	0	9	-1	3	-1	2	0	1	-1	7	0	1	-1
Immigration	13	+6	16	-4	2	+1	5	+4	2	-1	1	-1	7	+2	8	+1	31	+2	8	+1
Healthcare system	36	+7	9	0	31	+3	13	-10	19	+2	19	-6	37	+1	40	-1	30	+6	19	+1
The educational system	8	0	10	+6	2	0	2	-9	6	+2	7	+3	6	+1	16	+4	15	+5	3	0
Pensions	8	-17	14	-6	8	+2	9	-2	23	+11	7	-4	9	-1	3	+1	19	-5	14	+2
Protecting the environment	4	+2	2	-1	2	+1	0	-1	2	0	2	+1	7	+2	9	-2	9	+4	1	0
Other (SPONTANEOUS)	2	-2	1	0	1	+1	2	0	1	-2	1	0	1	+1	1	0	0	-1	1	-1
DK	0	0	1	0	0	-1	1	0	0	0	2	-1	0	0	0	0	2	0	1	-1

	HR		RO		TR		NC	
	EB	EB	EB	EB	EB	EB	EB	EB
	63.4	62.0	63.4	62.0	63.4	62.0	63.4	62.0
L'insécurité	35	+2	28	+4	15	+9	44	+33
Les transports en commun	1	0	1	0	2	+1	3	-1
La situation économique	51	+2	46	+8	37	-9	30	-25
La hausse des prix / l'inflation	8	-5	26	-10	11	-5	9	-1
Les impôts	2	-1	7	+1	3	-1	3	-1
Le chômage	76	+3	23	-1	72	-2	48	0
Le terrorisme	1	0	4	0	29	+11	3	+1
La défense / la politique étrangère	1	0	1	+1	2	0	15	+6
Le logement	3	-1	6	0	0	-1	6	0
L'immigration	0	-1	2	-1	2	0	10	-4
Le système de santé	6	0	25	+10	7	-2	5	-3
Le système éducatif	2	0	4	-1	12	0	7	-3
Les retraites / les pensions	11	+2	14	-2	2	+1	1	-1
La protection de l'environnement	1	0	2	0	0	-1	2	0
Autre (SPONTANE)	2	+1	3	-3	1	-1	2	-4
NSP	1	0	2	0	0	-1	1	0

QA28.1 Quelle est votre opinion sur chacune des propositions suivantes ? Veuillez me dire, pour chaque proposition, si vous êtes pour ou si vous êtes contre.

Une union monétaire européenne avec une seule monnaie, l'euro

QA28.1 What is your opinion on each of the following statements? Please tell me for each statement, whether you are for it or against it.

A European Monetary Union with one single currency, the euro

		EU25	EU25	EU15	NMS	BE		CZ		DK		D-W		DE		D-E		EE		EL	
		EB	EB	EB	EB	EB	EB	EB	EB	EB	EB	EB	EB	EB	EB	EB	EB	EB	EB	EB	
		63.4	62.0	63.4	63.4	63.4	62.0	63.4	62.0	63.4	62.0	63.4	62.0	63.4	62.0	63.4	62.0	63.4	62.0	63.4	62.0
For		59	-4	59	60	84	-5	63	+3	50	0	59	-9	59	-10	60	-12	59	+4	49	-13
Against		35	+4	36	31	16	+6	31	-1	45	0	38	+10	38	+11	39	+13	35	-2	49	+13
DK		6	0	5	9	1	0	7	-1	5	-1	3	-1	2	-2	1	-1	6	-1	2	0

		ES		FR		IE		IT		CY		LV		LT		LU		HU		MT	
		EB	EB	EB	EB	EB	EB	EB	EB	EB	EB	EB	EB	EB	EB	EB	EB	EB	EB	EB	
		63.4	62.0	63.4	62.0	63.4	62.0	63.4	62.0	63.4	62.0	63.4	62.0	63.4	62.0	63.4	62.0	63.4	62.0	63.4	62.0
Pour		58	-11	76	-2	86	+1	67	+5	53	-6	57	-2	60	-9	87	+2	64	+4	50	+4
Contre		32	+6	21	+2	11	+1	26	-2	41	+6	32	+1	26	+7	12	-2	25	-1	40	+1
NSP		10	+4	3	0	3	-2	7	-3	6	0	11	+2	14	+2	1	0	12	-2	10	-5

		NL		AT		PL		PT		SI		SK		FI		SE		UK		BG	
		EB	EB	EB	EB	EB	EB	EB	EB	EB	EB	EB	EB	EB	EB	EB	EB	EB	EB	EB	
		63.4	62.0	63.4	62.0	63.4	62.0	63.4	62.0	63.4	62.0	63.4	62.0	63.4	62.0	63.4	62.0	63.4	62.0	63.4	62.0
For		71	-1	65	-8	56	-9	65	-2	83	-4	72	+3	77	-2	48	+2	28	-3	63	-4
Against		27	+1	30	+10	34	+8	27	+1	14	+5	23	0	22	+2	48	0	64	+2	18	+5
DK		1	-1	5	-2	10	+2	8	+1	3	-1	5	-3	1	0	5	-1	8	+1	20	-1

		HR		RO		TR		NC	
		EB	EB	EB	EB	EB	EB	EB	EB
		63.4	62.0	63.4	62.0	63.4	62.0	63.4	62.0
Pour		59	-4	74	+3	46	+2	61	-5
Contre		32	+3	8	-3	46	+3	30	+4
NSP		9	+1	18	-1	7	-6	9	+1

QA28.2 Quelle est votre opinion sur chacune des propositions suivantes ? Veuillez me dire, pour chaque proposition, si vous êtes pour ou si vous êtes contre.

Une politique étrangère commune aux pays de l'Union européenne vis-à-vis des autres pays

QA28.2 What is your opinion on each of the following statements? Please tell me for each statement, whether you are for it or against it.

One common foreign policy among the Member States of the European Union, towards other countries

		EU25	EU25	EU15	NMS	BE		CZ		DK		D-W		DE		D-E		EE		EL	
		EB	EB	EB	EB	EB	EB	EB	EB	EB	EB	EB	EB	EB	EB	EB	EB	EB	EB	EB	EB
		63.4	62.0	63.4	63.4	63.4	62.0	63.4	62.0	63.4	62.0	63.4	62.0	63.4	62.0	63.4	62.0	63.4	62.0	63.4	62.0
For		67	-2	66	75	75	-7	65	+6	55	-5	77	-2	78	-2	81	-2	71	+1	76	-4
Against		21	+1	23	14	22	+9	25	-4	38	+9	17	+1	17	+2	14	+2	16	-2	18	+3
DK		11	0	11	11	4	0	10	-1	8	-3	6	+1	5	0	4	-1	13	+2	5	+1

		ES	FR	IE	IT	CY	LV	LT	LU	HU	MT
		EB	EB	EB	EB	EB	EB	EB	EB	EB	EB
		63.4	62.0	63.4	62.0	63.4	62.0	63.4	62.0	63.4	62.0
Pour		69	-4	65	-4	61	-1	74	+2	88	+10
Contre		13	-3	26	+5	18	+1	13	-1	6	-6
NSP		18	+7	9	-1	21	+1	13	-1	6	-4

		NL	AT	PL	PT	SI	SK	FI	SE	UK	BG
		EB	EB	EB	EB	EB	EB	EB	EB	EB	EB
		63.4	62.0	63.4	62.0	63.4	62.0	63.4	62.0	63.4	62.0
For		66	-6	62	-10	78	0	62	+4	84	+3
Against		28	+8	29	+11	11	-1	15	-2	10	-1
DK		6	-2	9	-1	11	+1	23	-2	6	-2

		HR	RO	TR	NC
		EB	EB	EB	EB
		63.4	62.0	63.4	62.0
Pour		62	-9	68	-7
Contre		25	+7	8	+2
NSP		13	+2	25	+6

QA28.3 Quelle est votre opinion sur chacune des propositions suivantes ? Veuillez me dire, pour chaque proposition, si vous êtes pour ou si vous êtes contre.

Une politique de sécurité et de défense commune des Etats membres de l'Union européenne

QA28.3 What is your opinion on each of the following statements? Please tell me for each statement, whether you are for it or against it.

A common defence and security policy among European Union Member States

		EU25	EU25	EU15	NMS	BE		CZ		DK		D-W		DE		D-E		EE		EL	
		EB	EB	EB	EB	EB	EB	EB	EB	EB	EB	EB	EB	EB	EB	EB	EB	EB	EB	EB	EB
		63.4	62.0	63.4	63.4	63.4	62.0	63.4	62.0	63.4	62.0	63.4	62.0	63.4	62.0	63.4	62.0	63.4	62.0	63.4	62.0
For		77	-1	75	85	89	-1	86	+2	67	+1	85	-1	85	-2	87	-4	87	+3	80	-3
Against		14	0	15	7	10	+3	9	-1	27	+1	11	+1	10	0	10	+2	5	-3	15	+2
DK		9	+1	10	8	2	-1	5	-1	7	-1	5	+1	5	+2	3	+2	9	+1	5	0

		ES		FR		IE		IT		CY		LV		LT		LU		HU		MT	
		EB	EB	EB	EB	EB	EB	EB	EB	EB	EB	EB	EB	EB	EB	EB	EB	EB	EB	EB	EB
		63.4	62.0	63.4	62.0	63.4	62.0	63.4	62.0	63.4	62.0	63.4	62.0	63.4	62.0	63.4	62.0	63.4	62.0	63.4	62.0
Pour		70	-8	81	0	58	+2	78	-1	94	+11	85	0	76	-5	87	+4	83	-1	61	+2
Contre		13	+2	12	0	23	+1	10	-2	4	-4	5	-1	6	+1	9	-2	9	0	15	-4
NSP		17	+6	7	0	19	-3	12	+3	3	-5	10	+1	18	+4	4	-2	8	+1	24	+3

		NL		AT		PL		PT		SI		SK		FI		SE		UK		BG	
		EB	EB	EB	EB	EB	EB	EB	EB	EB	EB	EB	EB	EB	EB	EB	EB	EB	EB	EB	EB
		63.4	62.0	63.4	62.0	63.4	62.0	63.4	62.0	63.4	62.0	63.4	62.0	63.4	62.0	63.4	62.0	63.4	62.0	63.4	62.0
For		81	-2	61	-9	86	+1	71	+3	90	+2	85	-1	63	+3	58	+3	59	-1	78	+1
Against		16	+4	29	+7	6	-2	11	-2	5	0	10	+3	33	-3	36	-3	27	0	6	0
DK		3	-2	11	+3	8	0	17	-2	5	-1	6	0	5	+1	6	0	14	0	16	-1

		HR		RO		TR		NC	
		EB	EB	EB	EB	EB	EB	EB	EB
		63.4	62.0	63.4	62.0	63.4	62.0	63.4	62.0
Pour		71	-7	70	-12	63	+2	61	-1
Contre		18	+6	5	+2	22	+1	21	-1
NSP		10	0	24	+9	15	-3	18	+2

QA28.5 Quelle est votre opinion sur chacune des propositions suivantes ? Veuillez me dire, pour chaque proposition, si vous êtes pour ou si vous êtes contre.

Une constitution pour l'Union européenne

QA28.5 What is your opinion on each of the following statements? Please tell me for each statement, whether you are for it or against it.

A constitution for the European Union

		EU25	EU25	EU15	NMS	BE		CZ		DK		D-W		DE		D-E		EE		EL	
		EB	EB	EB	EB	EB	EB	EB	EB	EB	EB	EB	EB	EB	EB	EB	EB	EB	EB	EB	EB
		63.4	62.0	63.4	63.4	63.4	62.0	63.4	62.0	63.4	62.0	63.4	62.0	63.4	62.0	63.4	62.0	63.4	62.0	63.4	62.0
For		61	-7	60	61	76	-5	44	-19	42	-2	68	-10	68	-11	68	-13	52	-12	60	-9
Against		23	+6	24	17	18	+5	32	+14	37	+1	20	+7	21	+8	23	+10	12	+1	27	+7
DK		16	+2	16	21	6	0	25	+6	20	0	12	+4	11	+3	8	+2	36	+11	13	+2

		ES		FR		IE		IT		CY		LV		LT		LU		HU		MT	
		EB	EB	EB	EB	EB	EB	EB	EB	EB	EB	EB	EB	EB	EB	EB	EB	EB	EB	EB	EB
		63.4	62.0	63.4	62.0	63.4	62.0	63.4	62.0	63.4	62.0	63.4	62.0	63.4	62.0	63.4	62.0	63.4	62.0	63.4	62.0
Pour		63	-9	60	-10	54	-7	74	+1	73	-1	56	-5	64	-9	63	-14	78	+16	50	-6
Contre		16	+3	28	+10	15	+2	11	-3	12	0	13	0	9	+4	20	+6	7	-16	20	0
NSP		21	+6	11	-1	31	+5	14	+1	14	0	32	+5	26	+4	16	+7	15	0	30	+6

		NL		AT		PL		PT		SI		SK		FI		SE		UK		BG	
		EB	EB	EB	EB	EB	EB	EB	EB	EB	EB	EB	EB	EB	EB	EB	EB	EB	EB	EB	EB
		63.4	62.0	63.4	62.0	63.4	62.0	63.4	62.0	63.4	62.0	63.4	62.0	63.4	62.0	63.4	62.0	63.4	62.0	63.4	62.0
For		53	-20	47	-20	61	-12	59	-2	76	-4	60	-11	47	-11	38	-12	43	-6	64	-2
Against		38	+18	34	+19	17	+6	12	+1	10	+3	18	+7	41	+6	35	+10	36	+7	5	+1
DK		8	+2	20	+2	21	+5	29	+1	14	+1	21	+3	12	+5	27	+2	21	-1	31	0

		HR		RO		TR		NC	
		EB	EB	EB	EB	EB	EB	EB	EB
		63.4	62.0	63.4	62.0	63.4	62.0	63.4	62.0
Pour		60	-15	70	-5	55	-4	57	-9
Contre		19	+8	4	-1	28	+7	23	+5
NSP		21	+7	26	+5	17	-3	20	+5

Eurobarometer 63.4

QA29 Parmi la liste d'actions suivante, pourriez-vous me dire quelles devraient être, pour vous, les trois actions que l'Union européenne devrait poursuivre en priorité. (MAX. 3 REPONSES)

QA29 From the following list of actions, could you tell me what should be, for you, the three actions that the European Union should follow in priority. (MAX. 3 ANSWERS)

	EU25	EU25	EU15	NMS	BE		CZ		DK		D-W		DE		D-E		EE		EL	
	EB	EB	EB	EB	EB	EB	EB	EB	EB	EB	EB	EB	EB	EB	EB	EB	EB	EB	EB	EB
	63.4	62.0	63.4	63.4	63.4	62.0	63.4	62.0	63.4	62.0	63.4	62.0	63.4	62.0	63.4	62.0	63.4	62.0	63.4	62.0
Welcoming new Member Countries	4	-1	4	5	3	-1	7	+2	4	+1	3	0	2	-1	1	-1	3	+2	4	+2
Getting closer to European citizens, for example by giving them more information about the European Union, its policies and its institutions	19	+3	21	10	28	+3	19	+10	23	+8	27	+5	27	+5	24	+5	17	+5	16	0
Successfully implementing the single European currency, the euro	10	0	9	12	12	+1	16	+1	13	+1	8	-3	8	-2	7	-1	11	+2	16	+3
Fighting poverty and social exclusion	44	+4	41	59	50	+5	47	+6	44	+3	39	+6	41	+6	49	+6	56	-2	64	+7
Protecting the environment	19	0	19	19	23	+4	25	+2	42	-2	12	-7	13	-5	13	0	20	-3	16	0
Guaranteeing the quality of food products	8	0	8	8	10	+2	7	-2	16	+1	7	-4	7	-3	5	-1	7	0	16	+5
Protecting consumers and guaranteeing the quality of other products	8	+2	8	7	6	0	8	+2	5	-1	10	+2	9	+2	7	+3	5	-2	7	+2
Fighting unemployment	47	+3	44	66	56	+6	47	+1	24	+6	59	+7	60	+7	63	+6	39	-8	61	-10
Reforming the institutions of the European Union and the way they work	5	0	6	4	4	-1	5	+2	7	+1	6	-2	6	-2	7	-1	5	+1	4	+2
Fighting organised crime and drug trafficking	25	-5	25	26	23	-2	30	-5	30	0	23	-7	24	-7	25	-8	40	+3	19	-6
Asserting the political and diplomatic importance of the European Union around the world	5	-1	5	4	5	-3	6	+2	4	+1	4	-2	4	-2	3	-2	4	-2	3	0
Maintaining peace and security in Europe	31	-3	32	29	28	-6	29	-15	39	-2	37	-1	38	-1	42	-1	31	-4	29	-4
Guaranteeing the rights of the individual and respect for the principles of democracy in Europe	14	0	15	11	17	+2	16	+4	16	-2	12	+1	12	+1	9	-1	15	+2	10	+3
Fighting terrorism	19	-8	20	13	13	-9	15	-15	16	-8	16	-4	15	-6	12	-12	9	-9	6	-3
Fighting illegal immigration	15	0	18	4	13	+1	7	0	11	0	17	+4	17	+4	19	+6	6	0	12	-3
Others (SPONTANEOUS)	1	0	1	0	1	0	0	0	0	0	2	+1	1	0	0	-1	2	+2	0	0
None of them (SPONTANEOUS)	1	+1	1	0	0	-1	0	0	0	0	1	+1	1	+1	1	+1	0	0	0	0
DK	2	0	2	1	0	0	1	0	0	-1	1	0	1	0	0	0	4	+2	1	+1

Eurobarometer 63.4

QA29 Parmi la liste d'actions suivante, pourriez-vous me dire quelles devraient être, pour vous, les trois actions que l'Union européenne devrait poursuivre en priorité. (MAX. 3 REPONSES)

QA29 From the following list of actions, could you tell me what should be, for you, the three actions that the European Union should follow in priority. (MAX. 3 ANSWERS)

	ES		FR		IE		IT		CY		LV		LT		LU		HU		MT	
	EB 63.4	EB 62.0	EB 63.4	EB 62.0	EB 63.4	EB 62.0	EB 63.4	EB 62.0	EB 63.4	EB 62.0	EB 63.4	EB 62.0	EB 63.4	EB 62.0	EB 63.4	EB 62.0	EB 63.4	EB 62.0	EB 63.4	EB 62.0
Accueillir de nouveaux Pays membres	3	-4	2	-1	8	-6	10	-1	3	0	5	-2	8	-1	3	-1	10	+3	4	+1
Etre plus proche des citoyens européens, par exemple en les informant davantage sur l'Union européenne, ses politiques et ses institutions	12	+3	20	+3	18	+9	25	+5	25	+9	9	+2	8	+1	24	+9	11	+2	18	+6
Réussir la mise en place de la monnaie unique européenne, l'euro	10	0	7	-1	15	+3	15	+5	7	+1	11	+2	17	+5	12	+5	17	+1	6	+3
Lutter contre la pauvreté et l'exclusion sociale	38	0	54	+8	42	+3	31	0	48	-5	62	+2	67	-5	45	+10	52	+2	34	+5
Protéger l'environnement	13	-2	23	-1	26	+1	16	+4	11	-4	12	-1	15	+7	22	+2	28	+6	36	-8
Garantir la qualité des produits alimentaires	2	-3	6	-1	13	+3	11	+1	19	+11	13	+2	10	+3	15	+3	19	+6	10	-1
Protéger les consommateurs et garantir la qualité des autres produits	2	-1	8	+1	13	+6	14	+4	22	+13	6	+2	6	+1	9	+2	12	+3	8	-2
Lutter contre le chômage	37	-2	63	+14	24	-2	38	+1	33	-1	51	+3	61	-5	44	+1	53	-3	46	-10
Réformer les institutions de l'Union européenne et leur fonctionnement	2	0	4	0	6	+3	5	0	2	+2	2	+1	3	+2	3	-1	2	0	3	+3
Lutter contre le crime organisé et le trafic de drogue	20	-6	20	-2	34	-6	18	+3	45	0	21	-12	38	-5	30	-6	19	-5	22	-4
Affirmer l'importance politique et diplomatique de l'Union européenne dans le monde	5	-1	9	-1	4	+2	8	+1	4	0	5	+1	4	+1	7	0	2	-1	1	0
Préserver la paix et la sécurité en Europe	33	+4	28	-5	22	-3	25	-5	34	-14	36	+2	25	-1	35	-5	37	-8	27	-7
Garantir les droits de l'individu et le respect des principes démocratiques en Europe	9	0	20	-2	16	+3	14	-1	20	-8	13	+2	12	+1	16	-4	8	+2	18	+9
Lutter contre le terrorisme	41	-7	11	-10	12	-15	14	-13	6	-5	8	-8	8	-8	12	-12	12	-10	10	-9
Lutter contre l'immigration	18	+2	16	+1	20	-1	12	-8	10	+5	5	0	6	+3	12	-4	5	0	32	+1
Autres (SPONTANE)	1	0	0	0	1	0	1	0	1	-1	0	-2	1	+1	1	+1	0	-2	0	0
Aucune de celles-ci (SPONTANE)	0	0	0	0	0	0	1	0	0	-1	2	0	1	+1	0	-1	0	0	0	0
NSP	6	+3	1	0	4	+1	1	-1	1	0	3	+1	2	-1	0	0	2	0	4	+2

Eurobarometer 63.4

QA29 Parmi la liste d'actions suivante, pourriez-vous me dire quelles devraient être, pour vous, les trois actions que l'Union européenne devrait poursuivre en priorité. (MAX. 3 REPONSES)

QA29 From the following list of actions, could you tell me what should be, for you, the three actions that the European Union should follow in priority. (MAX. 3 ANSWERS)

	NL		AT		PL		PT		SI		SK		FI		SE		UK		BG	
	EB	EB	EB	EB	EB	EB	EB	EB	EB	EB	EB	EB	EB	EB	EB	EB	EB	EB	EB	EB
	63.4	62.0	63.4	62.0	63.4	62.0	63.4	62.0	63.4	62.0	63.4	62.0	63.4	62.0	63.4	62.0	63.4	62.0	63.4	62.0
Welcoming new Member Countries	4	-2	4	-1	3	+1	5	+2	5	-2	10	+3	2	0	5	+2	4	+1	17	-3
Getting closer to European citizens, for example by giving them more information about the European Union, its policies and its institutions	39	+3	26	+15	6	0	19	+8	7	+3	16	+5	19	-3	17	+3	14	+3	17	+6
Successfully implementing the single European currency, the euro	7	+1	9	-6	9	-3	6	-2	13	-3	16	+3	9	-3	8	-3	4	-2	7	-2
Fighting poverty and social exclusion	38	+7	45	+8	64	+5	52	+1	64	+2	50	+2	52	+9	50	+9	33	+7	69	+10
Protecting the environment	26	+5	13	-4	14	-3	17	+2	30	+2	22	+3	21	+1	33	-7	22	0	10	+2
Guaranteeing the quality of food products	7	-1	15	-2	4	-1	14	+7	8	-1	15	0	14	+2	12	+3	5	0	6	+2
Protecting consumers and guaranteeing the quality of other products	6	0	6	+1	5	+1	11	+6	6	+1	8	+2	6	0	5	+2	4	+1	8	+2
Fighting unemployment	23	+3	53	-1	79	+3	56	0	65	+3	49	-6	50	+11	41	+11	15	0	42	0
Reforming the institutions of the European Union and the way they work	13	+2	8	0	4	+1	4	+1	2	0	4	0	4	0	8	-2	7	0	3	0
Fighting organised crime and drug trafficking	30	-8	32	-10	26	-8	23	-13	18	-1	24	-8	40	-8	39	-2	40	-2	33	-4
Asserting the political and diplomatic importance of the European Union around the world	7	-2	5	+2	5	+2	4	+1	4	+1	5	+1	2	-1	2	-1	4	+1	5	+2
Maintaining peace and security in Europe	34	-2	26	-3	26	-5	28	-7	34	-6	33	-5	41	-3	36	-2	31	-5	30	+1
Guaranteeing the rights of the individual and respect for the principles of democracy in Europe	26	+1	13	+2	9	+2	9	-1	15	+2	13	+1	14	0	21	-1	19	+4	10	-1
Fighting terrorism	23	-6	8	-6	13	-4	8	-11	11	-7	13	-6	10	-5	12	-9	34	-15	8	-7
Fighting illegal immigration	8	-1	18	-6	2	0	10	+3	4	0	5	0	5	0	5	-1	35	+2	2	0
Others (SPONTANEOUS)	1	0	1	0	0	0	0	0	1	0	0	0	0	0	1	+1	0	-1	0	0
None of them (SPONTANEOUS)	0	0	1	+1	0	0	0	0	0	0	0	0	0	0	0	0	1	0	0	-1
DK	1	0	1	+1	1	0	5	+2	2	+1	1	-1	0	0	1	+1	5	+2	6	-2

Eurobarometer 63.4

QA29 Parmi la liste d'actions suivante, pourriez-vous me dire quelles devraient être, pour vous, les trois actions que l'Union européenne devrait poursuivre en priorité. (MAX. 3 REPONSES)

QA29 From the following list of actions, could you tell me what should be, for you, the three actions that the European Union should follow in priority. (MAX. 3 ANSWERS)

	HR		RO		TR		NC	
	EB 63.4	EB 62.0	EB 63.4	EB 62.0	EB 63.4	EB 62.0	EB 63.4	EB 62.0
Accueillir de nouveaux Pays membres	10	+4	5	+2	29	+12	33	+1
Etre plus proche des citoyens européens, par exemple en les informant davantage sur l'Union européenne, ses politiques et ses institutions	13	+5	18	+3	13	+2	18	+2
Réussir la mise en place de la monnaie unique européenne, l'euro	6	-1	18	0	8	-1	11	-1
Lutter contre la pauvreté et l'exclusion sociale	68	+3	68	+1	40	-11	32	0
Protéger l'environnement	11	-3	17	+5	14	+2	17	+7
Garantir la qualité des produits alimentaires	12	+1	11	+3	12	-2	10	+2
Protéger les consommateurs et garantir la qualité des autres produits	10	+2	11	+3	5	-1	4	-1
Lutter contre le chômage	62	+1	25	-9	72	+6	43	-3
Réformer les institutions de l'Union européenne et leur fonctionnement	3	+2	7	+3	4	0	5	-1
Lutter contre le crime organisé et le trafic de drogue	28	-4	25	-11	12	-6	13	-1
Affirmer l'importance politique et diplomatique de l'Union européenne dans le monde	2	-1	4	0	2	-2	4	-1
Préserver la paix et la sécurité en Europe	27	-6	27	-12	10	-3	11	-16
Garantir les droits de l'individu et le respect des principes démocratiques en Europe	13	0	16	0	6	-5	7	-9
Lutter contre le terrorisme	8	-10	9	-9	37	+11	15	-3
Lutter contre l'immigration	1	-1	5	+3	4	0	4	-2
Autres (SPONTANE)	0	0	0	-1	0	-1	0	-1
Aucune de celles-ci (SPONTANE)	1	0	0	0	1	0	1	0
NSP	4	+2	5	+1	3	-4	8	+5

Eurobarometer 63.4

QA31 A votre avis, dans quel domaine l'Union européenne dépense-t-elle la plus grande partie de son budget ?

QA31 On which of the following do you think most of the European Union budget is spent?

	EU25	EU25	EU15	NMS	BE	BE	CZ	CZ	DK	DK	D-W	D-W	DE	DE	D-E	D-E	EE	EE	EL	EL
	EB	EB	EB	EB	EB	EB	EB	EB	EB	EB	EB	EB	EB	EB	EB	EB	EB	EB	EB	EB
	63.4	62.0	63.4	63.4	63.4	62.0	63.4	62.0	63.4	62.0	63.4	62.0	63.4	62.0	63.4	62.0	63.4	62.0	63.4	62.0
Employment and social affairs	9	+1	8	10	8	-1	12	+1	3	-2	5	0	5	-1	5	-2	10	0	8	+1
Agriculture	17	+1	16	26	20	+1	13	+1	45	-6	18	-2	16	-2	11	+1	19	-1	8	-1
Scientific research	5	0	5	4	6	-2	6	0	3	+1	2	-1	3	0	5	+2	5	+2	12	+7
Regional aid	8	0	8	9	3	-1	16	+3	7	+3	10	+1	11	+1	14	-2	11	+1	19	+1
Foreign policy and aid to countries outside the European Union	13	-1	13	11	20	+3	15	0	9	0	10	-2	11	-2	13	-1	16	+2	12	-4
Administrative and personnel costs, buildings	31	+1	33	24	39	+2	26	+1	26	+3	44	+4	44	+4	41	+2	16	-3	20	0
Other (SPONTANEOUS)	1	0	1	0	1	0	0	0	1	+1	1	-1	1	0	1	+1	1	0	0	-1
DK	16	-1	17	14	3	-2	12	-6	6	-1	10	+1	10	+1	9	-1	22	-1	19	-5

	ES	ES	FR	FR	IE	IE	IT	IT	CY	CY	LV	LV	LT	LT	LU	LU	HU	HU	MT	MT
	EB	EB	EB	EB	EB	EB	EB	EB	EB	EB	EB	EB	EB	EB	EB	EB	EB	EB	EB	EB
	63.4	62.0	63.4	62.0	63.4	62.0	63.4	62.0	63.4	62.0	63.4	62.0	63.4	62.0	63.4	62.0	63.4	62.0	63.4	62.0
L'emploi et les affaires sociales	6	-4	8	+2	10	+1	16	+5	6	-5	8	0	11	-2	8	+2	11	-2	14	-2
L'agriculture	9	+1	23	+5	17	-3	8	0	19	+11	22	+5	27	+2	21	-1	18	+1	12	-1
La recherche scientifique	5	-3	5	-1	4	+1	10	+2	11	+5	3	-1	4	+1	4	0	8	+1	7	+3
Les aides régionales	7	+1	4	-3	13	+3	8	+1	6	-4	11	0	4	-1	5	+1	11	0	15	+5
La politique étrangère et l'aide aux pays en-dehors de l'Union	10	-2	21	+1	10	0	10	-11	12	+1	17	+4	16	+2	21	+6	12	+2	10	0
Les frais administratifs et les frais de personnel, les bâtiments	27	+2	25	-2	27	-1	26	+3	24	+1	21	0	13	+2	32	+1	17	+1	26	+3
Autre (SPONTANE)	2	-1	0	-1	1	0	1	0	0	-2	0	-1	2	0	1	0	1	0	0	0
NSP	33	+6	13	-2	17	-2	21	0	21	-8	18	-7	23	-4	10	-8	22	-3	17	-6

	NL	NL	AT	AT	PL	PL	PT	PT	SI	SI	SK	SK	FI	FI	SE	SE	UK	UK	BG	BG
	EB	EB	EB	EB	EB	EB	EB	EB	EB	EB	EB	EB	EB	EB	EB	EB	EB	EB	EB	EB
	63.4	62.0	63.4	62.0	63.4	62.0	63.4	62.0	63.4	62.0	63.4	62.0	63.4	62.0	63.4	62.0	63.4	62.0	63.4	62.0
Employment and social affairs	7	0	9	0	10	+3	9	+2	8	+4	10	-1	7	+1	5	-1	7	-1	15	+4
Agriculture	28	+1	12	-2	36	+4	6	+2	22	+4	8	+1	23	-1	35	-1	13	+2	7	+2
Scientific research	3	0	4	+1	2	0	9	+5	5	0	4	-2	2	0	1	0	3	-2	5	+2
Regional aid	4	+1	14	+2	7	0	14	+4	7	+1	14	+3	16	-1	14	0	7	-1	5	+1
Foreign policy and aid to countries outside the European Union	17	+3	10	+1	9	-2	11	-6	13	+2	16	-3	10	0	7	+3	13	+1	17	+1
Administrative and personnel costs, buildings	35	+2	37	+3	25	-2	22	-2	36	0	34	+5	40	+3	35	+1	37	+1	11	+2
Other (SPONTANEOUS)	0	0	2	0	0	0	1	0	2	-1	0	0	0	0	0	0	1	0	0	-1
DK	6	-6	12	-5	11	-2	28	-5	7	-9	13	-4	2	0	4	0	20	+1	40	-12

	HR	HR	RO	RO	TR	TR	NC	NC
	EB	EB	EB	EB	EB	EB	EB	EB
	63.4	62.0	63.4	62.0	63.4	62.0	63.4	62.0
L'emploi et les affaires sociales	9	-5	16	+4	18	+1	16	-5
L'agriculture	3	0	11	+3	9	+3	7	-6
La recherche scientifique	7	+3	5	+1	23	+7	28	+17
Les aides régionales	7	+2	10	+1	6	0	8	-2
La politique étrangère et l'aide aux pays en-dehors de l'Union	16	+1	17	-5	18	+6	10	-13
Les frais administratifs et les frais de personnel, les bâtiments	35	-6	7	0	4	-5	4	0
Autre (SPONTANE)	1	+1	1	-1	1	0	0	-1
NSP	22	+5	32	-5	22	-12	27	+11

QA34a Dans l'ensemble, êtes-vous très satisfait(e), plutôt satisfait(e), plutôt pas satisfait(e) ou pas du tout satisfait(e) du fonctionnement de la démocratie en (NOTRE PAYS) ?

QA34a On the whole, are you very satisfied, fairly satisfied, not very satisfied or not at all satisfied with the way democracy works in (OUR COUNTRY)?

	EU25		EU25		EU15		NMS		BE		CZ		DK		D-W		DE		D-E		EE		EL	
	EB	EB	EB	EB	EB	EB	EB	EB	EB	EB	EB	EB	EB	EB	EB	EB	EB	EB	EB	EB	EB	EB	EB	EB
	63.4	62.0	63.4	62.0	63.4	62.0	63.4	62.0	63.4	62.0	63.4	62.0	63.4	62.0	63.4	62.0	63.4	62.0	63.4	62.0	63.4	62.0	63.4	62.0
Very satisfied	7	-2	8	3	7	-3	3	+1	39	+1	8	0	7	0	1	0	3	0	11	-13	41	-1	42	-2
Fairly satisfied	45	-3	48	30	58	-2	45	+2	53	0	50	-6	46	-8	28	-18	41	-1	42	-2	33	+7	14	+8
Not very satisfied	32	+2	30	41	27	+6	37	-3	7	0	32	+3	35	+4	44	+5	40	-2	33	+7	14	+8	0	0
Not at all satisfied	13	+3	11	23	7	0	14	+1	1	-1	9	+3	12	+4	25	+12	11	+3	14	+8	0	0	0	0
DK	3	+1	3	3	1	0	2	0	0	-1	1	+1	1	+1	1	+1	1	+1	5	0	0	0	0	0
Satisfied	53	-4	57	33	65	-5	48	+3	92	+1	58	-6	53	-8	30	-17	44	-1	53	-14	46	+14	46	+14
Not satisfied	44	+4	41	64	34	+5	50	-3	8	-1	41	+6	47	+8	69	+16	51	+1	46	+14	46	+14	46	+14

	ES		FR		IE		IT		CY		LV		LT		LU		HU		MT	
	EB	EB	EB	EB	EB	EB	EB	EB	EB	EB	EB	EB	EB	EB	EB	EB	EB	EB	EB	EB
	63.4	62.0	63.4	62.0	63.4	62.0	63.4	62.0	63.4	62.0	63.4	62.0	63.4	62.0	63.4	62.0	63.4	62.0	63.4	62.0
Très satisfait(e)	10	-10	5	+1	19	-2	8	-5	18	+1	3	-2	4	-3	23	0	2	-2	10	-3
Plutôt satisfait(e)	57	+3	47	-6	52	-4	35	+2	50	+4	40	0	19	-8	59	-1	25	-8	38	+3
Plutôt pas satisfait(e)	22	+2	32	+4	16	+3	37	0	26	-2	34	-2	50	+2	13	+2	48	+3	37	+3
Pas du tout satisfait(e)	6	+2	12	+1	6	+1	18	+3	6	-1	18	+3	22	+9	3	0	24	+8	11	0
NSP	5	+4	3	0	7	+2	2	0	0	-2	5	+1	4	-1	2	-1	2	0	5	-2
Satisfait(e)	67	-7	53	-4	71	-6	44	-1	68	+5	44	-2	24	-9	82	0	27	-10	48	0
Pas satisfait(e)	28	+4	44	+4	22	+4	55	+3	32	-3	52	+1	72	+10	15	+1	71	+10	47	+2

	NL		AT		PL		PT		SI		SK		FI		SE		UK		BG	
	EB	EB	EB	EB	EB	EB	EB	EB	EB	EB	EB	EB	EB	EB	EB	EB	EB	EB	EB	EB
	63.4	62.0	63.4	62.0	63.4	62.0	63.4	62.0	63.4	62.0	63.4	62.0	63.4	62.0	63.4	62.0	63.4	62.0	63.4	62.0
Very satisfied	10	+2	14	+3	2	-1	5	-2	4	-2	3	+1	8	-5	8	-4	8	-1	3	0
Fairly satisfied	61	-2	54	-6	27	0	36	+4	52	+1	23	0	69	-1	63	-1	53	-1	17	-1
Not very satisfied	24	+1	23	+1	41	-1	41	-1	35	+2	46	-1	20	+5	23	+4	24	-2	34	+1
Not at all satisfied	5	+1	7	+3	26	+3	14	-2	8	+1	26	-1	3	+2	5	+2	10	+3	42	+1
DK	0	-2	2	0	4	-1	4	0	2	-1	2	+1	1	0	1	0	5	0	4	0
Satisfied	71	0	68	-4	29	-1	41	+2	56	-1	26	+1	77	-6	71	-5	60	-3	20	-2
Not satisfied	29	+2	30	+4	67	+2	55	-2	43	+3	72	-2	22	+6	28	+6	34	+2	76	+2

	HR		RO		TR		NC	
	EB	EB	EB	EB	EB	EB	EB	EB
	63.4	62.0	63.4	62.0	63.4	62.0	63.4	62.0
Très satisfait(e)	3	0	4	+2	15	+4	28	+15
Plutôt satisfait(e)	18	-4	25	-2	41	+4	27	+7
Plutôt pas satisfait(e)	49	-7	45	+1	25	-6	28	-15
Pas du tout satisfait(e)	29	+13	22	-1	15	-2	13	-6
NSP	2	0	4	0	4	0	4	0
Satisfait(e)	20	-5	29	0	56	+7	55	+21
Pas satisfait(e)	78	+6	67	0	40	-7	41	-21

QA34b Et du fonctionnement de la démocratie dans l'Union européenne ?

QA34b And how about the way democracy works in the European Union?

	EU25	EU25	EU15	NMS	BE	EB	CZ	EB	DK	EB	D-W	EB	DE	EB	D-E	EB	EE	EB	EL	EB
	EB	EB	EB	EB	EB	EB	EB	EB	EB	EB	EB	EB	EB	EB	EB	EB	EB	EB	EB	EB
	63.4	62.0	63.4	63.4	63.4	62.0	63.4	62.0	63.4	62.0	63.4	62.0	63.4	62.0	63.4	62.0	63.4	62.0	63.4	62.0
Very satisfied	5	0	5	5	5	-1	5	+2	6	-1	3	-1	3	0	1	-1	3	-1	8	-5
Fairly satisfied	44	+1	43	48	60	-4	53	+6	54	-1	45	+1	43	0	32	-10	49	+3	41	-3
Not very satisfied	27	-1	28	21	26	+8	22	-2	28	+4	31	-2	33	0	39	+5	20	-2	29	+4
Not at all satisfied	8	0	9	5	5	-1	5	-1	6	0	8	-1	10	+1	15	+5	3	0	10	+1
DK	17	0	15	22	4	-1	15	-5	6	-2	11	+1	12	+1	13	+1	25	0	12	+2
Satisfied	49	+1	48	53	65	-5	58	+8	60	-1	49	+2	46	-1	33	-10	53	+3	49	-8
Not satisfied	35	0	37	25	31	+6	27	-2	34	+4	40	-3	43	0	54	+10	23	-2	39	+6

	ES	EB	FR	EB	IE	EB	IT	EB	CY	EB	LV	EB	LT	EB	LU	EB	HU	EB	MT	EB
	EB	EB	EB	EB	EB	EB	EB	EB	EB	EB	EB	EB	EB	EB	EB	EB	EB	EB	EB	EB
	63.4	62.0	63.4	62.0	63.4	62.0	63.4	62.0	63.4	62.0	63.4	62.0	63.4	62.0	63.4	62.0	63.4	62.0	63.4	62.0
Très satisfait(e)	8	-3	2	+1	11	-3	8	-1	14	+5	4	-2	9	+1	11	-2	5	0	13	-1
Plutôt satisfait(e)	52	-1	40	-4	50	-3	45	+9	44	+1	48	+6	40	-4	55	+2	48	+3	41	+2
Plutôt pas satisfait(e)	19	0	29	-2	14	+2	24	-8	20	+1	20	+1	18	+2	23	+4	24	+3	19	+6
Pas du tout satisfait(e)	5	0	12	+4	5	+2	7	0	4	-2	4	-2	3	0	4	0	6	-1	5	-3
NSP	16	+5	17	+1	20	+1	16	0	19	-5	24	-3	30	+1	6	-5	18	-5	23	-4
Satisfait(e)	59	-5	42	-3	61	-6	53	+8	57	+5	52	+4	48	-4	66	0	52	+2	53	0
Pas satisfait(e)	25	+1	41	+2	20	+6	31	-8	24	0	24	0	21	+2	28	+5	30	+2	24	+4

	NL	EB	AT	EB	PL	EB	PT	EB	SI	EB	SK	EB	FI	EB	SE	EB	UK	EB	BG	EB
	EB	EB	EB	EB	EB	EB	EB	EB	EB	EB	EB	EB	EB	EB	EB	EB	EB	EB	EB	EB
	63.4	62.0	63.4	62.0	63.4	62.0	63.4	62.0	63.4	62.0	63.4	62.0	63.4	62.0	63.4	62.0	63.4	62.0	63.4	62.0
Very satisfied	2	+1	6	+2	4	0	6	+2	4	0	4	+1	1	-2	2	0	3	+1	19	+1
Fairly satisfied	39	-4	39	-2	48	+2	43	+3	61	+2	46	+8	46	-2	41	+1	38	+1	27	+1
Not very satisfied	41	+4	34	+3	18	0	27	-4	21	+2	30	-1	40	0	33	-1	24	-2	11	+2
Not at all satisfied	8	+1	13	+1	4	0	7	-4	3	0	6	-4	8	+2	11	+1	11	+2	4	-3
DK	9	-3	9	-2	26	-3	18	+3	10	-4	15	-3	5	+1	14	0	25	-2	38	-2
Satisfied	41	-3	45	0	52	+2	49	+6	65	+1	49	+7	47	-3	42	0	41	+2	46	+2
Not satisfied	50	+6	46	+3	23	+2	34	-8	25	+3	36	-5	48	+2	43	-1	34	0	15	-1

	HR	EB	RO	EB	TR	EB	NC	EB
	EB	EB	EB	EB	EB	EB	EB	EB
	63.4	62.0	63.4	62.0	63.4	62.0	63.4	62.0
Très satisfait(e)	5	+1	16	+8	22	+12	40	+7
Plutôt satisfait(e)	38	+1	48	-1	37	-2	26	+1
Plutôt pas satisfait(e)	32	0	10	-3	11	-7	14	-3
Pas du tout satisfait(e)	9	+2	3	-1	11	+1	11	-1
NSP	17	-2	24	-2	19	-4	9	-3
Satisfait(e)	43	+2	64	+7	59	+10	66	+8
Pas satisfait(e)	41	+1	12	-5	22	-6	25	-5

QB2.1 Pour chacun des pays suivants, seriez-vous favorable ou défavorable à ce qu'à l'avenir, il fasse partie de l'Union européenne ? (ROTATION)

Suisse

QB2.1 For each of the following countries, would you be in favour or against it becoming part of the European Union in the future? (ROTATE)

Switzerland

		EU25	EU15	EU15	NMS	BE		CZ		DK		D-W		DE		D-E		EE		EL	
		EB	EB	EB	EB	EB	EB	EB	EB 58.1	EB	EB	EB	EB	EB	EB	EB	EB	EB	EB 58.1	EB	EB
		63.4	58.1	63.4	63.4	63.4	58.1	63.4	(NA)	63.4	58.1	63.4	58.1	63.4	58.1	63.4	58.1	63.4	(NA)	63.4	58.1
In favour		78	+3	76	87	86	+12	89	-	87	-2	81	0	81	0	83	+3	83	-	85	+4
Against		13	+1	14	5	12	-4	6	-	8	+3	16	+8	15	+7	13	+3	5	-	9	-1
DK		9	-4	10	8	2	-8	5	-	4	-1	4	-7	4	-7	4	-6	12	-	6	-3

		ES		FR		IE		IT		CY		LV		LT		LU		HU		MT	
		EB	EB	EB	EB	EB	EB	EB	EB	EB	EB 58.1	EB	EB 58.1	EB	EB 58.1	EB	EB	EB	EB 58.1	EB	EB 58.1
		63.4	58.1	63.4	58.1	63.4	58.1	63.4	58.1	63.4	(NA)	63.4	(NA)	63.4	(NA)	63.4	58.1	63.4	(NA)	63.4	(NA)
En faveur		67	-6	74	+6	74	+1	73	-5	91	-	78	-	80	-	82	+2	87	-	77	-
Contre		12	+4	19	-5	8	-1	17	+4	2	-	8	-	3	-	14	+1	6	-	8	-
NSP		22	+3	7	-1	18	0	10	+1	7	-	14	-	18	-	3	-4	7	-	16	-

		NL		AT		PL		PT		SI		SK		FI		SE		UK		BG	
		EB	EB	EB	EB	EB	EB 58.1	EB	EB	EB	EB 58.1	EB	EB 58.1	EB	EB	EB	EB	EB	EB	EB	EB 58.1
		63.4	58.1	63.4	58.1	63.4	(NA)	63.4	58.1	63.4	(NA)	63.4	(NA)	63.4	58.1	63.4	58.1	63.4	58.1	63.4	(NA)
In favour		89	+5	72	-8	86	-	71	+4	92	-	91	-	92	+6	88	+1	71	+7	78	-
Against		8	0	19	+9	5	-	11	-2	4	-	3	-	6	-1	7	0	15	+2	2	-
DK		2	-6	9	-1	9	-	18	-2	4	-	6	-	2	-6	5	0	14	-8	20	-

		HR		RO		TR		NC	
		EB	EB 58.1	EB	EB 58.1	EB	EB 58.1	EB	EB 58.1
		63.4	(NA)	63.4	(NA)	63.4	(NA)	63.4	(NA)
En faveur		72	-	82	-	50	-	58	-
Contre		11	-	2	-	19	-	16	-
NSP		16	-	16	-	30	-	26	-

QB2.2 Pour chacun des pays suivants, seriez-vous favorable ou défavorable à ce qu'à l'avenir, il fasse partie de l'Union européenne ? (ROTATION)

Norvège

QB2.2 For each of the following countries, would you be in favour or against it becoming part of the European Union in the future? (ROTATE)

Norway

		EU25	EU15	EU15	NMS	BE		CZ		DK		D-W		DE		D-E		EE		EL	
		EB	EB	EB	EB	EB	EB	EB	EB 58.1	EB	EB	EB	EB	EB	EB	EB	EB	EB	EB 58.1	EB	EB
		63.4	58.1	63.4	63.4	63.4	58.1	63.4	(NA)	63.4	58.1	63.4	58.1	63.4	58.1	63.4	58.1	63.4	(NA)	63.4	58.1
In favour		78	+3	77	85	86	+13	89	-	90	-2	82	+1	82	+2	83	+6	85	-	81	+5
Against		12	0	13	6	13	-3	5	-	7	+3	15	+7	14	+5	13	0	3	-	10	-2
DK		10	-3	10	9	2	-9	6	-	3	-1	4	-7	4	-7	4	-7	12	-	9	-3

		ES		FR		IE		IT		CY		LV		LT		LU		HU		MT	
		EB	EB	EB	EB	EB	EB	EB	EB	EB	EB 58.1	EB	EB 58.1	EB	EB 58.1	EB	EB	EB	EB 58.1	EB	EB 58.1
		63.4	58.1	63.4	58.1	63.4	58.1	63.4	58.1	63.4	(NA)	63.4	(NA)	63.4	(NA)	63.4	58.1	63.4	(NA)	63.4	(NA)
En faveur		66	-5	78	+10	73	+1	72	-9	88	-	78	-	79	-	84	+1	83	-	74	-
Contre		11	+3	15	-8	9	-1	16	+7	3	-	8	-	3	-	12	+3	8	-	9	-
NSP		23	+2	7	-2	18	0	12	+2	9	-	14	-	18	-	5	-3	9	-	17	-

		NL		AT		PL		PT		SI		SK		FI		SE		UK		BG	
		EB	EB	EB	EB	EB	EB 58.1	EB	EB	EB	EB 58.1	EB	EB 58.1	EB	EB	EB	EB	EB	EB	EB	EB 58.1
		63.4	58.1	63.4	58.1	63.4	(NA)	63.4	58.1	63.4	(NA)	63.4	(NA)	63.4	58.1	63.4	58.1	63.4	58.1	63.4	(NA)
In favour		91	+6	70	-8	85	-	66	+3	91	-	89	-	95	+7	90	+2	73	+8	76	-
Against		7	0	21	+10	6	-	13	-2	5	-	5	-	4	-1	6	-1	13	-1	3	-
DK		2	-6	8	-3	9	-	21	-1	4	-	6	-	2	-4	4	-1	14	-8	21	-

		HR		RO		TR		NC	
		EB	EB 58.1	EB	EB 58.1	EB	EB 58.1	EB	EB 58.1
		63.4	(NA)	63.4	(NA)	63.4	(NA)	63.4	(NA)
En faveur		74	-	82	-	48	-	53	-
Contre		9	-	2	-	21	-	18	-
NSP		17	-	16	-	31	-	29	-

QB2.3 Pour chacun des pays suivants, seriez-vous favorable ou défavorable à ce qu'à l'avenir, il fasse partie de l'Union européenne ? (ROTATION)

Bosnie-Herzégovine

QB2.3 For each of the following countries, would you be in favour or against it becoming part of the European Union in the future? (ROTATE)

Bosnia and Herzegovina

		EU25	EU15	EU15	NMS	BE		CZ		DK		D-W		DE		D-E		EE		EL	
		EB	EB	EB	EB	EB	EB	EB	EB 58.1	EB	EB	EB	EB	EB	EB	EB	EB	EB	EB 58.1	EB	EB
		63.4	58.1	63.4	63.4	63.4	58.1	63.4	(NA)	63.4	58.1	63.4	58.1	63.4	58.1	63.4	58.1	63.4	(NA)	63.4	58.1
In favour		42	+11	39	56	47	+17	47	-	48	+9	27	+3	27	+4	29	+9	43	-	55	+3
Against		43	-4	46	29	48	-6	41	-	39	-2	65	+9	65	+9	66	+10	36	-	34	+2
DK		15	-6	15	15	4	-12	12	-	13	-6	8	-12	7	-14	5	-19	21	-	11	-5

		ES		FR		IE		IT		CY		LV		LT		LU		HU		MT	
		EB	EB	EB	EB	EB	EB	EB	EB	EB	EB 58.1	EB	EB 58.1	EB	EB 58.1	EB	EB	EB	EB 58.1	EB	EB 58.1
		63.4	58.1	63.4	58.1	63.4	58.1	63.4	58.1	63.4	(NA)	63.4	(NA)	63.4	(NA)	63.4	58.1	63.4	(NA)	63.4	(NA)
En faveur		47	+2	39	+18	48	+1	37	+1	57	-	40	-	50	-	40	+7	43	-	61	-
Contre		25	-2	48	-14	22	-4	46	0	26	-	36	-	20	-	53	+1	44	-	17	-
NSP		28	0	13	-4	30	+3	17	-1	17	-	24	-	30	-	7	-8	13	-	22	-

		NL		AT		PL		PT		SI		SK		FI		SE		UK		BG	
		EB	EB	EB	EB	EB	EB 58.1	EB	EB	EB	EB 58.1	EB	EB 58.1	EB	EB	EB	EB	EB	EB	EB	EB 58.1
		63.4	58.1	63.4	58.1	63.4	(NA)	63.4	58.1	63.4	(NA)	63.4	(NA)	63.4	58.1	63.4	58.1	63.4	58.1	63.4	(NA)
In favour		44	+14	23	-3	62	-	43	+3	65	-	60	-	42	+13	65	+11	41	+11	55	-
Against		46	-6	64	+11	22	-	32	-2	30	-	29	-	51	-1	23	-7	38	-3	19	-
DK		10	-8	12	-9	16	-	25	-1	6	-	12	-	7	-12	12	-4	21	-8	26	-

		HR		RO		TR		NC	
		EB	EB 58.1	EB	EB 58.1	EB	EB 58.1	EB	EB 58.1
		63.4	(NA)	63.4	(NA)	63.4	(NA)	63.4	(NA)
En faveur		68	-	68	-	51	-	44	-
Contre		15	-	11	-	21	-	28	-
NSP		17	-	21	-	28	-	28	-

QB2.4 Pour chacun des pays suivants, seriez-vous favorable ou défavorable à ce qu'à l'avenir, il fasse partie de l'Union européenne ? (ROTATION)

Croatie

QB2.4 For each of the following countries, would you be in favour or against it becoming part of the European Union in the future? (ROTATE)

Croatia

		EU25	EU15	EU15	NMS	BE		CZ		DK		D-W		DE		D-E		EE		EL	
		EB	EB	EB	EB	EB	EB	EB	EB 58.1	EB	EB	EB	EB	EB	EB	EB	EB	EB	EB 58.1	EB	EB
		63.4	58.1	63.4	63.4	63.4	58.1	63.4	(NA)	63.4	58.1	63.4	58.1	63.4	58.1	63.4	58.1	63.4	(NA)	63.4	58.1
In favour		52	+17	48	72	55	+23	78	-	51	+11	41	+11	42	+13	49	+24	48	-	58	+4
Against		34	-10	38	16	42	-10	16	-	36	-6	53	0	51	-2	46	-7	32	-	33	+2
DK		14	-6	14	11	3	-13	6	-	13	-5	7	-10	6	-12	5	-17	20	-	10	-5

		ES		FR		IE		IT		CY		LV		LT		LU		HU		MT	
		EB	EB	EB	EB	EB	EB	EB	EB	EB	EB 58.1	EB	EB 58.1	EB	EB 58.1	EB	EB	EB	EB 58.1	EB	EB 58.1
		63.4	58.1	63.4	58.1	63.4	58.1	63.4	58.1	63.4	(NA)	63.4	(NA)	63.4	(NA)	63.4	58.1	63.4	(NA)	63.4	(NA)
En faveur		49	+1	47	+24	53	+4	49	+6	61	-	45	-	59	-	43	+8	73	-	65	-
Contre		23	-1	42	-19	19	-5	35	-5	26	-	32	-	14	-	49	-1	18	-	14	-
NSP		28	0	11	-5	27	0	16	-1	13	-	23	-	27	-	8	-6	9	-	21	-

		NL		AT		PL		PT		SI		SK		FI		SE		UK		BG	
		EB	EB	EB	EB	EB	EB 58.1	EB	EB	EB	EB 58.1	EB	EB 58.1	EB	EB	EB	EB	EB	EB	EB	EB 58.1
		63.4	58.1	63.4	58.1	63.4	(NA)	63.4	58.1	63.4	(NA)	63.4	(NA)	63.4	58.1	63.4	58.1	63.4	58.1	63.4	(NA)
In favour		51	+18	45	+7	74	-	46	+4	64	-	79	-	44	+14	68	+12	48	+17	61	-
Against		40	-9	46	+2	14	-	29	-3	31	-	14	-	49	-2	21	-7	32	-8	13	-
DK		9	-9	9	-9	12	-	25	-1	5	-	8	-	7	-12	11	-5	21	-8	26	-

		HR		RO		TR		NC	
		EB	EB 58.1	EB	EB 58.1	EB	EB 58.1	EB	EB 58.1
		63.4	(NA)	63.4	(NA)	63.4	(NA)	63.4	(NA)
En faveur		66	-	72	-	37	-	35	-
Contre		24	-	8	-	31	-	33	-
NSP		9	-	20	-	32	-	33	-

QB2.5 Pour chacun des pays suivants, seriez-vous favorable ou défavorable à ce qu'à l'avenir, il fasse partie de l'Union européenne ? (ROTATION)

Ancienne République yougoslave de Macédoine

QB2.5 For each of the following countries, would you be in favour or against it becoming part of the European Union in the future? (ROTATE)

The Former Yugoslav Republic of Macedonia (FYROM)

		EU25	EU15	EU15	NMS	BE		CZ		DK		D-W		DE		D-E		EE		EL	
		EB	EB	EB	EB	EB	EB	EB	EB 58.1	EB	EB	EB	EB	EB	EB	EB	EB	EB	EB 58.1	EB	EB
		63.4	58.1	63.4	63.4	63.4	58.1	63.4	(NA)	63.4	58.1	63.4	58.1	63.4	58.1	63.4	58.1	63.4	(NA)	63.4	58.1
In favour		43	+13	40	57	49	+20	53	-	48	+11	29	+8	30	+9	33	+13	47	-	45	+4
Against		41	-7	44	27	46	-8	36	-	38	-6	63	+3	63	+4	61	+5	32	-	47	+2
DK		16	-6	16	16	4	-13	11	-	14	-5	8	-12	8	-12	6	-18	21	-	8	-6

		ES		FR		IE		IT		CY		LV		LT		LU		HU		MT	
		EB	EB	EB	EB	EB	EB	EB	EB	EB	EB 58.1	EB	EB 58.1	EB	EB 58.1	EB	EB	EB	EB 58.1	EB	EB 58.1
		63.4	58.1	63.4	58.1	63.4	58.1	63.4	58.1	63.4	(NA)	63.4	(NA)	63.4	(NA)	63.4	58.1	63.4	(NA)	63.4	(NA)
En faveur		48	+3	40	+17	44	0	37	+4	52	-	42	-	51	-	38	+6	38	-	61	-
Contre		22	-4	47	-13	24	-2	46	-2	35	-	33	-	18	-	53	0	47	-	17	-
NSP		29	0	13	-5	32	+2	17	-2	13	-	25	-	30	-	9	-6	16	-	22	-

		NL		AT		PL		PT		SI		SK		FI		SE		UK		BG	
		EB	EB	EB	EB	EB	EB 58.1	EB	EB	EB	EB 58.1	EB	EB 58.1	EB	EB	EB	EB	EB	EB	EB	EB 58.1
		63.4	58.1	63.4	58.1	63.4	(NA)	63.4	58.1	63.4	(NA)	63.4	(NA)	63.4	58.1	63.4	58.1	63.4	58.1	63.4	(NA)
In favour		47	+18	20	-1	63	-	44	+4	67	-	57	-	44	+14	63	+10	44	+14	64	-
Against		43	-9	66	+8	21	-	30	-3	27	-	28	-	50	-1	24	-5	34	-6	12	-
DK		11	-8	14	-7	16	-	26	-1	6	-	15	-	7	-12	13	-5	22	-9	25	-

		HR		RO		TR		NC	
		EB	EB 58.1	EB	EB 58.1	EB	EB 58.1	EB	EB 58.1
		63.4	(NA)	63.4	(NA)	63.4	(NA)	63.4	(NA)
En faveur		65	-	70	-	41	-	39	-
Contre		17	-	10	-	28	-	28	-
NSP		19	-	21	-	31	-	32	-

QB2.6 Pour chacun des pays suivants, seriez-vous favorable ou défavorable à ce qu'à l'avenir, il fasse partie de l'Union européenne ? (ROTATION)

Serbie et Monténégro

QB2.6 For each of the following countries, would you be in favour or against it becoming part of the European Union in the future? (ROTATE)

Serbia and Montenegro

		EU25	EU15	EU15	NMS	BE		CZ		DK		D-W		DE		D-E		EE		EL	
		EB	EB	EB	EB	EB	EB	EB	EB 58.1	EB	EB	EB	EB	EB	EB	EB	EB	EB	EB 58.1	EB	EB
		63.4	58.1	63.4	63.4	63.4	58.1	63.4	(NA)	63.4	58.1	63.4	58.1	63.4	58.1	63.4	58.1	63.4	(NA)	63.4	58.1
In favour		40	+7	38	54	46	+15	50	-	45	+4	25	+2	26	+4	28	+7	39	-	66	+4
Against		44	-2	47	30	50	-3	39	-	42	+1	68	+7	67	+7	66	+9	39	-	27	+1
DK		16	-5	16	16	4	-12	11	-	14	-4	7	-10	7	-11	6	-16	22	-	8	-3

		ES		FR		IE		IT		CY		LV		LT		LU		HU		MT	
		EB	EB	EB	EB	EB	EB	EB	EB	EB	EB 58.1	EB	EB 58.1	EB	EB 58.1	EB	EB	EB	EB 58.1	EB	EB 58.1
		63.4	58.1	63.4	58.1	63.4	58.1	63.4	58.1	63.4	(NA)	63.4	(NA)	63.4	(NA)	63.4	58.1	63.4	(NA)	63.4	(NA)
En faveur		46	+1	38	+12	39	-8	36	-1	62	-	38	-	46	-	37	+6	37	-	57	-
Contre		24	-2	50	-8	28	+3	47	+2	24	-	36	-	23	-	55	+1	50	-	20	-
NSP		29	0	13	-4	33	+5	16	-2	14	-	26	-	30	-	8	-7	13	-	22	-

		NL		AT		PL		PT		SI		SK		FI		SE		UK		BG	
		EB	EB	EB	EB	EB	EB 58.1	EB	EB	EB	EB 58.1	EB	EB 58.1	EB	EB	EB	EB	EB	EB	EB	EB 58.1
		63.4	58.1	63.4	58.1	63.4	(NA)	63.4	58.1	63.4	(NA)	63.4	(NA)	63.4	58.1	63.4	58.1	63.4	58.1	63.4	(NA)
In favour		40	+11	19	-6	61	-	42	-1	60	-	57	-	37	+5	62	+7	38	+6	60	-
Against		50	-2	69	+13	22	-	31	0	34	-	30	-	55	+6	25	-4	38	0	15	-
DK		11	-8	12	-7	16	-	27	+1	6	-	13	-	8	-11	12	-4	24	-6	25	-

		HR		RO		TR		NC	
		EB	EB 58.1	EB	EB 58.1	EB	EB 58.1	EB	EB 58.1
		63.4	(NA)	63.4	(NA)	63.4	(NA)	63.4	(NA)
En faveur		48	-	69	-	32	-	34	-
Contre		33	-	10	-	36	-	32	-
NSP		19	-	21	-	32	-	34	-

QB2.7 Pour chacun des pays suivants, seriez-vous favorable ou défavorable à ce qu'à l'avenir, il fasse partie de l'Union européenne ? (ROTATION)

Islande

QB2.7 For each of the following countries, would you be in favour or against it becoming part of the European Union in the future? (ROTATE)

Iceland

		EU25	EU15	EU15	NMS	BE		CZ		DK		D-W		DE		D-E		EE		EL	
		EB	EB	EB	EB	EB	EB	EB	EB 58.1	EB	EB	EB	EB	EB	EB	EB	EB	EB	EB 58.1	EB	EB
		63.4	58.1	63.4	63.4	63.4	58.1	63.4	(NA)	63.4	58.1	63.4	58.1	63.4	58.1	63.4	58.1	63.4	(NA)	63.4	58.1
In favour		70	+9	69	76	79	+20	78	-	89	0	67	+8	68	+10	72	+20	81	-	74	+5
Against		17	-4	19	11	18	-9	13	-	8	+2	26	+2	25	0	21	-7	6	-	16	0
DK		13	-5	13	12	4	-10	8	-	4	-1	7	-10	7	-11	7	-13	13	-	10	-5

		ES		FR		IE		IT		CY		LV		LT		LU		HU		MT	
		EB	EB	EB	EB	EB	EB	EB	EB	EB	EB 58.1	EB	EB 58.1	EB	EB 58.1	EB	EB	EB	EB 58.1	EB	EB 58.1
		63.4	58.1	63.4	58.1	63.4	58.1	63.4	58.1	63.4	(NA)	63.4	(NA)	63.4	(NA)	63.4	58.1	63.4	(NA)	63.4	(NA)
En faveur		60	+1	69	+13	62	-1	67	0	82	-	69	-	76	-	79	+4	67	-	70	-
Contre		13	0	22	-9	14	+2	18	-1	7	-	12	-	4	-	15	0	19	-	9	-
NSP		27	0	9	-4	24	-1	14	0	11	-	19	-	19	-	5	-5	14	-	21	-

		NL		AT		PL		PT		SI		SK		FI		SE		UK		BG	
		EB	EB	EB	EB	EB	EB 58.1	EB	EB	EB	EB 58.1	EB	EB 58.1	EB	EB	EB	EB	EB	EB	EB	EB 58.1
		63.4	58.1	63.4	58.1	63.4	(NA)	63.4	58.1	63.4	(NA)	63.4	(NA)	63.4	58.1	63.4	58.1	63.4	58.1	63.4	(NA)
In favour		84	+13	61	+8	77	-	53	+6	87	-	77	-	92	+8	89	+2	65	+7	65	-
Against		12	-4	26	-1	9	-	20	-6	8	-	15	-	6	-2	6	-1	17	0	6	-
DK		4	-9	14	-6	13	-	27	+1	5	-	8	-	2	-6	5	-1	17	-8	29	-

		HR		RO		TR		NC	
		EB	EB 58.1	EB	EB 58.1	EB	EB 58.1	EB	EB 58.1
		63.4	(NA)	63.4	(NA)	63.4	(NA)	63.4	(NA)
En faveur		72	-	74	-	41	-	42	-
Contre		8	-	5	-	27	-	27	-
NSP		20	-	21	-	32	-	32	-

QB2.8 Pour chacun des pays suivants, seriez-vous favorable ou défavorable à ce qu'à l'avenir, il fasse partie de l'Union européenne ? (ROTATION)

Albanie

QB2.8 For each of the following countries, would you be in favour or against it becoming part of the European Union in the future? (ROTATE)

Albania

		EU25	EU15	EU15	NMS	BE		CZ		DK		D-W		DE		D-E		EE		EL	
		EB	EB	EB	EB	EB	EB	EB	EB 58.1	EB	EB	EB	EB	EB	EB	EB	EB	EB	EB 58.1	EB	EB
		63.4	58.1	63.4	63.4	63.4	58.1	63.4	(NA)	63.4	58.1	63.4	58.1	63.4	58.1	63.4	58.1	63.4	(NA)	63.4	58.1
In favour		36	+9	33	47	33	+8	32	-	40	+8	17	+2	18	+2	23	+5	36	-	37	+11
Against		50	-2	52	38	63	+4	56	-	46	-2	77	+11	76	+11	71	+11	43	-	58	-9
DK		15	-6	14	15	4	-12	12	-	14	-6	6	-12	6	-13	7	-15	21	-	6	-1

		ES		FR		IE		IT		CY		LV		LT		LU		HU		MT	
		EB	EB	EB	EB	EB	EB	EB	EB	EB	EB 58.1	EB	EB 58.1	EB	EB 58.1	EB	EB	EB	EB 58.1	EB	EB 58.1
		63.4	58.1	63.4	58.1	63.4	58.1	63.4	58.1	63.4	(NA)	63.4	(NA)	63.4	(NA)	63.4	58.1	63.4	(NA)	63.4	(NA)
En faveur		47	0	35	+14	40	-7	31	+3	33	-	34	-	44	-	29	+2	35	-	58	-
Contre		25	+1	54	-8	27	+4	54	-1	56	-	40	-	27	-	62	+4	52	-	22	-
NSP		28	-1	11	-6	33	+3	15	-2	10	-	25	-	29	-	9	-6	13	-	20	-

		NL		AT		PL		PT		SI		SK		FI		SE		UK		BG	
		EB	EB	EB	EB	EB	EB 58.1	EB	EB	EB	EB 58.1	EB	EB 58.1	EB	EB	EB	EB	EB	EB	EB	EB 58.1
		63.4	58.1	63.4	58.1	63.4	(NA)	63.4	58.1	63.4	(NA)	63.4	(NA)	63.4	58.1	63.4	58.1	63.4	58.1	63.4	(NA)
In favour		34	+7	13	-4	56	-	43	+3	50	-	38	-	33	+6	58	+13	40	+9	42	-
Against		55	+1	77	+13	28	-	30	-3	43	-	49	-	60	+5	30	-8	38	-1	33	-
DK		10	-10	10	-9	16	-	27	0	6	-	13	-	7	-11	12	-5	22	-9	25	-

		HR		RO		TR		NC	
		EB	EB 58.1	EB	EB 58.1	EB	EB 58.1	EB	EB 58.1
		63.4	(NA)	63.4	(NA)	63.4	(NA)	63.4	(NA)
En faveur		59	-	67	-	44	-	41	-
Contre		22	-	12	-	25	-	27	-
NSP		20	-	21	-	31	-	32	-

QB2.9 Pour chacun des pays suivants, seriez-vous favorable ou défavorable à ce qu'à l'avenir, il fasse partie de l'Union européenne ? (ROTATION)

Bulgarie

QB2.9 For each of the following countries, would you be in favour or against it becoming part of the European Union in the future? (ROTATE)

Bulgaria

		EU25	EU15	EU15	NMS	BE		CZ		DK		D-W		DE		D-E		EE		EL	
		EB	EB	EB	EB	EB	EB	EB	EB 58.1	EB	EB	EB	EB	EB	EB	EB	EB	EB	EB 58.1	EB	EB
		63.4	58.1	63.4	63.4	63.4	58.1	63.4	(NA)	63.4	58.1	63.4	58.1	63.4	58.1	63.4	58.1	63.4	(NA)	63.4	58.1
In favour		50	+11	46	70	54	+17	66	-	55	+5	31	+4	35	+5	50	+8	62	-	60	+2
Against		36	-4	39	19	43	-3	27	-	31	-2	62	+8	59	+8	45	+4	21	-	33	+3
DK		14	-8	14	11	4	-13	7	-	14	-3	7	-12	6	-13	5	-12	17	-	7	-5

		ES		FR		IE		IT		CY		LV		LT		LU		HU		MT	
		EB	EB	EB	EB	EB	EB	EB	EB	EB	EB 58.1	EB	EB 58.1	EB	EB 58.1	EB	EB	EB	EB 58.1	EB	EB 58.1
		63.4	58.1	63.4	58.1	63.4	58.1	63.4	58.1	63.4	(NA)	63.4	(NA)	63.4	(NA)	63.4	58.1	63.4	(NA)	63.4	(NA)
En faveur		51	+1	46	+16	48	-5	45	-4	69	-	65	-	70	-	49	+3	59	-	63	-
Contre		21	0	43	-12	23	+3	39	+7	21	-	16	-	8	-	45	+8	31	-	17	-
NSP		28	-1	11	-5	29	+2	16	-2	11	-	19	-	22	-	7	-10	10	-	20	-

		NL		AT		PL		PT		SI		SK		FI		SE		UK		BG	
		EB	EB	EB	EB	EB	EB 58.1	EB	EB	EB	EB 58.1	EB	EB 58.1	EB	EB	EB	EB	EB	EB	EB	EB 58.1
		63.4	58.1	63.4	58.1	63.4	(NA)	63.4	58.1	63.4	(NA)	63.4	(NA)	63.4	58.1	63.4	58.1	63.4	58.1	63.4	(NA)
In favour		51	+14	21	-5	75	-	49	+4	67	-	72	-	61	+16	70	+13	51	+15	85	-
Against		38	-4	68	+13	14	-	26	-1	26	-	19	-	34	-3	20	-7	29	-3	5	-
DK		10	-11	11	-8	12	-	25	-2	7	-	9	-	5	-13	10	-6	20	-12	10	-

		HR		RO		TR		NC	
		EB	EB 58.1	EB	EB 58.1	EB	EB 58.1	EB	EB 58.1
		63.4	(NA)	63.4	(NA)	63.4	(NA)	63.4	(NA)
En faveur		66	-	80	-	40	-	41	-
Contre		15	-	5	-	30	-	29	-
NSP		19	-	15	-	30	-	30	-

QB2.10 Pour chacun des pays suivants, seriez-vous favorable ou défavorable à ce qu'à l'avenir, il fasse partie de l'Union européenne ? (ROTATION)

Roumanie

QB2.10 For each of the following countries, would you be in favour or against it becoming part of the European Union in the future? (ROTATE)

Romania

		EU25	EU15	EU15	NMS	BE		CZ		DK		D-W		DE		D-E		EE		EL	
		EB	EB	EB	EB	EB	EB	EB	EB 58.1	EB	EB	EB	EB	EB	EB	EB	EB	EB	EB 58.1	EB	EB
		63.4	58.1	63.4	63.4	63.4	58.1	63.4	(NA)	63.4	58.1	63.4	58.1	63.4	58.1	63.4	58.1	63.4	(NA)	63.4	58.1
In favour		45	+10	43	58	48	+14	48	-	52	+7	27	+5	28	+6	34	+12	54	-	64	+7
Against		41	-4	44	30	49	0	44	-	36	-3	67	+6	66	+5	62	+1	29	-	28	0
DK		13	-7	14	12	3	-14	9	-	12	-4	6	-12	6	-11	4	-12	18	-	8	-7

		ES		FR		IE		IT		CY		LV		LT		LU		HU		MT	
		EB	EB	EB	EB	EB	EB	EB	EB	EB	EB 58.1	EB	EB 58.1	EB	EB 58.1	EB	EB	EB	EB 58.1	EB	EB 58.1
		63.4	58.1	63.4	58.1	63.4	58.1	63.4	58.1	63.4	(NA)	63.4	(NA)	63.4	(NA)	63.4	58.1	63.4	(NA)	63.4	(NA)
En faveur		48	0	43	+19	42	-8	43	-5	74	-	57	-	60	-	48	+7	55	-	61	-
Contre		26	+1	48	-13	29	+4	41	+5	16	-	23	-	16	-	45	+2	37	-	19	-
NSP		26	-2	10	-6	29	+4	16	0	10	-	21	-	24	-	7	-9	9	-	20	-

		NL		AT		PL		PT		SI		SK		FI		SE		UK		BG	
		EB	EB	EB	EB	EB	EB 58.1	EB	EB	EB	EB 58.1	EB	EB 58.1	EB	EB	EB	EB	EB	EB	EB	EB 58.1
		63.4	58.1	63.4	58.1	63.4	(NA)	63.4	58.1	63.4	(NA)	63.4	(NA)	63.4	58.1	63.4	58.1	63.4	58.1	63.4	(NA)
In favour		50	+15	17	-5	61	-	48	+4	65	-	59	-	49	+15	68	+14	49	+15	77	-
Against		41	-7	73	+12	26	-	27	-2	29	-	31	-	46	-2	23	-8	32	-3	7	-
DK		9	-8	10	-6	13	-	25	-2	6	-	10	-	5	-13	10	-5	19	-11	16	-

		HR		RO		TR		NC	
		EB	EB 58.1	EB	EB 58.1	EB	EB 58.1	EB	EB 58.1
		63.4	(NA)	63.4	(NA)	63.4	(NA)	63.4	(NA)
En faveur		65	-	86	-	43	-	43	-
Contre		15	-	4	-	27	-	25	-
NSP		19	-	10	-	31	-	32	-

QB2.12 Pour chacun des pays suivants, seriez-vous favorable ou défavorable à ce qu'à l'avenir, il fasse partie de l'Union européenne ? (ROTATION)

Turquie

QB2.12 For each of the following countries, would you be in favour or against it becoming part of the European Union in the future? (ROTATE)

Turkey

		EU25	EU15	EU15	NMS	BE		CZ		DK		D-W		DE		D-E		EE		EL	
		EB	EB	EB	EB	EB	EB	EB	EB 58.1	EB	EB	EB	EB	EB	EB	EB	EB	EB	EB 58.1	EB	EB
		63.4	58.1	63.4	63.4	63.4	58.1	63.4	(NA)	63.4	58.1	63.4	58.1	63.4	58.1	63.4	58.1	63.4	(NA)	63.4	58.1
In favour		35	+3	32	48	36	+6	37	-	30	+3	21	-6	21	-7	20	-9	27	-	26	+3
Against		52	+3	55	38	61	+6	51	-	62	+2	74	+19	74	+20	74	+23	56	-	70	-2
DK		13	-6	13	14	3	-12	12	-	9	-5	5	-13	5	-13	6	-14	16	-	4	-1

		ES		FR		IE		IT		CY		LV		LT		LU		HU		MT	
		EB	EB	EB	EB	EB	EB	EB	EB	EB	EB 58.1	EB	EB 58.1	EB	EB 58.1	EB	EB	EB	EB 58.1	EB	EB 58.1
		63.4	58.1	63.4	58.1	63.4	58.1	63.4	58.1	63.4	(NA)	63.4	(NA)	63.4	(NA)	63.4	58.1	63.4	(NA)	63.4	(NA)
En faveur		42	+3	21	-2	38	-15	33	0	16	-	36	-	42	-	22	-7	51	-	43	-
Contre		33	-1	70	+6	34	+10	52	+4	80	-	44	-	32	-	72	+14	38	-	39	-
NSP		26	-1	9	-5	29	+6	15	-4	3	-	20	-	27	-	7	-6	11	-	18	-

		NL		AT		PL		PT		SI		SK		FI		SE		UK		BG	
		EB	EB	EB	EB	EB	EB 58.1	EB	EB	EB	EB 58.1	EB	EB 58.1	EB	EB	EB	EB	EB	EB	EB	EB 58.1
		63.4	58.1	63.4	58.1	63.4	(NA)	63.4	58.1	63.4	(NA)	63.4	(NA)	63.4	58.1	63.4	58.1	63.4	58.1	63.4	(NA)
In favour		39	+3	10	-17	54	-	43	-1	53	-	37	-	31	+4	50	+12	45	+7	45	-
Against		53	+5	80	+24	31	-	33	+4	40	-	50	-	66	+6	40	-8	37	+3	32	-
DK		8	-8	10	-7	15	-	24	-3	7	-	13	-	4	-10	10	-4	18	-10	23	-

		HR		RO		TR		NC	
		EB	EB 58.1	EB	EB 58.1	EB	EB 58.1	EB	EB 58.1
		63.4	(NA)	63.4	(NA)	63.4	(NA)	63.4	(NA)
En faveur		57	-	66	-	73	-	82	-
Contre		23	-	12	-	22	-	11	-
NSP		20	-	22	-	5	-	6	-